Redwood Coast Regional Center

Respecting Choice in the Redwood Community

DATE: February 28, 2022

TO: RCDSC Board of Directors

FROM: K. Orsi, Executive Assistant

SUBJECT: **REGULAR OPEN SESSION:** The RCDSC Board of Directors' will meet on Wednesday, March 9, 2022 at 6:00 p.m. by Zoom Video/Teleconference.

CLOSED SESSION: There will be a Closed Session for Board members only prior to the Board meeting at 5:40 p.m. (also by Zoom Video/Teleconference).

Please find enclosed the meeting packet for the upcoming RCDSC Board of Directors' meeting on **Wednesday, March 9, 2022 at 6:00 p.m.** Spanish translation will be available during the regular meeting session.

BY Zoom: In order to join by Zoom, please visit the Zoom website at https://zoom.us/join where you will be prompted to type the Meeting ID followed by the Meeting Password. You may also copy and past the link to your web browser to join the meeting by following the prompts. If you do not have video capabilities, you can join the meeting by telephone through Zoom by dialing the Zoom number below. You will also be prompted to enter the Meeting ID and Password.
Here are the Zoom links:

https://zoom.us/j/98889971624?pwd=M09KbllpR0QvcU5zdzM0MEppcDZIZz09
Meeting ID: 988 8997 1624
Passcode: 285677

Dial by your location
1 669 900 6833

Meeting ID: 988 8997 1624
Passcode: 285677

Please do not hesitate to contact me with any additional questions: 707-462-3832 x260 or korsi@redwoodcoastrc.org.

Thank you.

cc: RCDSC Packet Mailing List/Facilitators
RCRC Offices and RCRC website: www.redwoodcoastrc.org

Redwood Coast Regional Center

Respecting Choice in the Redwood Community

Fecha: 28 de febrero de 2022

Para: Consejo de Administración RCDSC

Desde: K. Orsi, Asistente Ejecutiva

Sujeto: **Sesión Abierta Ordinaria:** La Junta Directiva del RCDSC se reunirá el miércoles 9 de marzo de 2022 a las 6:00 p.m. por Zoom Video/Teleconferencia.

Sesión Cerrada: Habrá una Sesión Cerrada para los miembros de la Junta solo antes de la reunión de la Junta a las 5:40 p.m. (también por Zoom Video/Teleconference).

Encuentre adjunto el paquete de la reunión para la próxima reunión de la Junta Directiva de RCDSC el miércoles 9 de marzo de 2022 a las 6:00 p.m. La traducción al español estará disponible durante la sesión ordinaria de la reunión.

POR Zoom: para unirse por Zoom, visite el sitio web de Zoom en https://zoom.us/join, donde se le pedirá que ingrese la identificación de la reunión seguida de la contraseña de la reunión. También puede copiar y pegar el enlace a su navegador web para unirse a la reunión siguiendo las indicaciones. Si no tiene capacidades de video, puede unirse a la reunión por teléfono a través de Zoom marcando el número de Zoom a continuación. También se le pedirá que ingrese el ID y la contraseña de la reunión.
Aquí están los enlaces de Zoom:

https://zoom.us/j/98889971624?pwd=M09KbIlpR0QvcU5zdzM0MEppcDZIZz09
Identificación de la reunión: 988 8997 1624
Contraseña: 285677

Marcar por teléfono: 1 669 900 6833

Identificación de la reunión: 988 8997 1624
Contraseña: 285677

Por favor no dude en contactarme con cualquier pregunta adicional: 707-462-3832 x260 o korsi@redwoodcoastrc.org.

Gracias.

cc: RCDSC lista de correo de paquetes/facilitadores
Oficinas de RCRC y sitio web de RCRC: www.redwoodcoastrc.org

OUR VISION

Redwood Coast Regional Center recognizes that a vision statement is a projection of the ideal future. A vision statement provides a picture of things, not as they are, but as they might be. It is the "north star" which guides all journeys and which, like the north star, remains a bright fixture on the horizon of all that is possible.

It is the vision of Redwood Coast Regional Center that all people in our community, including individuals with developmental disabilities, will live, learn, work, travel, and play in the best, most inclusive environments.

We envision strong, healthy individuals and families whose emotional resources are renewed and supported by community and regional center. We envision full access to a complete array of health services throughout life.

We envision a system of services and supports that is determined by the individuals served. We envision a process that is complementary to the individual's own life, and which does not intrude upon the person's chosen lifestyle. We envision people residing in the living arrangement of their choice. We recognize that life is made meaningful by loving, being loved, and having friends and relationships. We acknowledge that life is enhanced by contribution, responsibility and the opportunity to learn new ideas and to engage in new experiences, including educational opportunities, social interactions, and work activities. We envision a system of services and supports which acknowledge the person's age, lifestyle preferences and culture, and which is fluid and ever changing.

We envision all people being empowered to communicate with their own minds and hearts to determine their supports and services.

We also subscribe to a vision which represents the highest commitment to excellence. We envision a commitment to honesty, compassion, trustworthiness, flexibility, responsiveness, accountability, accessibility, creativity and a passion for community service.

We envision a joyful and supportive environment in which trust is the cornerstone of all interactions, humor is appreciated and everyone participates fully in teamwork. We envision one community. We value diversity and honor individuals.

We strive to be accessible, to be knowledgeable, to be accountable, to accomplish tasks in a timely and effective manner, and to offer and receive feedback formally and informally on how we are doing in fulfilling our mission and realizing our vision.

We envision all members of the support community having access to adequate resources, including funding, in order to provide desired services and supports. We envision a collaboration between members of the community which creates a whole of services and supports which is greater than the sum of its component contributors. We acknowledge that shared learning, communication and planning activities will provide the greatest benefit for those individuals we mutually serve, as well as for our respective members. We envision a culture in which all members of the community are respected, supported, honored, and recognized for their diverse contributions and valued services.

We envision educational efforts which focus on teaching relationship rather than care giving; which teach support rather than control; which teach communication rather than regulation. We promote informed exploration and risk taking, with opportunities for feedback. We envision individual and community satisfaction as the standard by which all services are measured.

Adopted March 7, 1998
RCDSC Board of Directors

dl-r

NUESTRA VISIÓN

El Redwood Coast Regional Center reconoce que una declaración de visión es una proyección del futuro ic Una declaración de visión proporciona una imagen de las cosas, no como son, sino como pueden ser. Es la "estrella norte" que guía todos los caminos y que, como la estrella del norte, permanece luminosa en el horizonte de todo lo que es posible.

Es la visión del Redwood Coast Regional Center que toda la gente de nuestra comunidad, inclusive los individuos con discapacidades de desarrollo, vivan, aprendan, trabajen, viajen, y jueguen en el entorno más integrador.

Visualizamos individuos y familias fuertes y saludables cuyos recursos emocionales son renovados y apoyados por la comunidad y el centro regional. Visualizamos acceso pleno a un despliegue completo de servicios de salud de por vida.

Visualizamos un sistema de servicios y apoyos determinado por los individuos a quienes sirven. Visualizamos un proceso que complementa la propia vida del individuo, sin entrometerse en el estilo de vida escogido por la persona. Visualizamos a las personas residiendo en el estilo de vida que escojan. Reconocemos que la vida adquiere significado por amar, ser amado, tener amigos y relaciones. Reconocemos que la vida se enriquece cuando hay contribución, responsabilidad, y oportunidad para aprender nuevas ideas y comprometerse con nuevas experiencias, inclusive oportunidades educativas, interacciones sociales, y actividades de trabajo. Visualizamos un sistema de servicios y apoyos que reconozcan la edad de la persona, su preferencia por un estilo de vida y cultura, y que fluye y es cambiante.

Visualizamos que toda la gente tenga poder para comunicarse con sus propias mentes y corazones para determinar sus apoyos y servicios.

También adoptamos una visión que representa el más alto compromiso a la excelencia. Visualizamos un compromiso a la honradez, compasión, confiabilidad, flexibilidad, responder, responsabilidad, accesibilidad, creatividad, y una pasión por dar servicio comunitario.

Visualizamos un entorno alegre y solidario en el que la confianza es la piedra angular de todas las interacciones, donde el humor es apreciado y todos participan plenamente en el trabajo de equipo. Visualizamos una comunidad. Valoramos la diversidad y honramos a los individuos.

Nos esforzamos por ser accesibles, tener conocimientos, ser confiables, realizar tareas de manera oportuna y eficaz, ofrecer y recibir comentarios formales e informales sobre como estamos realizando nuestra misión y cumpliendo con nuestra visión.

Visualizamos que todos los miembros que apoyan a la comunidad tengan acceso a los recursos adecuados, inclusive financiamiento, para proporcionar los servicios y apoyos deseados. Visualizamos una colaboración entre los miembros de la comunidad para crear un cuerpo de servicios y apoyos que es más grande que la suma de los contribuciones que lo componen. Reconocemos que el compartir aprendizaje, comunicación y actividades planeadas va a proporcionar un mayor beneficio para aquellos individuos que conjuntamente servimos, así como para nuestros respectivos miembros. Visualizamos una cultura en la que todos los miembros de la comunidad son respetados, apoyados, honrados, reconocidos por sus diversas contribuciones y sus valiosos servicios.

Visualizamos los esfuerzos educativos que enfocan sobre una enseñanza de relaciones más que en ofrecer cuidado; que enseñan como dar apoyo más que controlar; que enseñan como comunicarse más que reglamentar. Abogamos por hacer exploraciones informadas y tomar riesgos, con oportunidades para escu comentarios. Visualizamos que la satisfacción individual y comunitaria sea el estándar por el que todos los servicios sean medidos.

Adoptada el 7 de marzo de 1998
Mesa Directiva de RCDSC

AGENDA

&

DRAFT MEETING MINUTES

MEETING AGENDA
Redwood Coast Developmental Services Corporation
Board of Directors'
Wednesday, March 9, 2022 at 6:00 p.m.
By ZOOM Video/Teleconferencing
https://us02web.zoom.us/j/98889971624
Meeting ID: 988 8997 1624
Passcode: 285677
Dial by your location: 1 669 900 6833

CLOSED SESSION: There will be a CLOSED SESSION at 5:40 p.m. for Board members ONLY:

CLOSED SESSION

1. **Call to Order/Roll Call**
   The Client Benefit Fund Committee will discuss and call for action to approve the Grant Awards for the cycle ending February 28, 2022.

OPEN SESSION

1. **Call to Order/Roll Call/Introductions** **(5 min.)**
2. **Select Timekeeper/Sharing the Vision** **(2 min.)**
3. **Approval of Agenda** **(2 min.)**
4. **Approval of the January 12, 2022 Board of Directors' Meeting Minutes** **(2 min.)**
5. **Community Input** **(3 min. each)**
6. **Closed Session Updates:** **(2 min.)**
   a) **Client Benefit Fund grant awards approved by the full board during the closed session.**
7. **Executive Director's Report – Dr. Smalley** **(8 min.)**
8. **Director of Administration's Report – A. Medina** **(8 min.)**
9. **Standing Committee Reports** **(15 min.)**
   a. **Executive Committee Report: T. Leighton**
      - **Update from February 11, 2022 Meeting:**
        - **RCRC's Draft Independent Audit and 990 Tax filing: Recommendation for action by the board to approve, revise or reject both (approval will allow RCRC to meet compliance).**
        - **RCRC's Personnel Policies: Recommendation for action by the board to approve, revise or reject the changes (approval will allow RCRC to meet compliance).**

   b. **Client Advisory Committee Report: W. Lewis**

Standing Committee Reports Continued.....

c. **Ad-Hoc Bylaws Committee Report: T. Leighton**
   - **Draft Policy #18 Facilitation for Board Members: Recommendation for action by the board to approve, revise or reject (approval will allow RCRC to meet compliance).**
   - **Appoint Bylaws Committee chair**

d. **Ad-Hoc Client Benefit Fund Committee**
   - **Ratify Client Benefit Fund Committee members**

e. **Vendor Representative Report: S. Jackson**

10. ARCA Reports **(5 min.)**

a) **ARCA Board Delegate Report: T. Leighton**

11. County Liaison and Connection Reports: **(3 min.)**

- **Lake County**
- **Mendocino County**

12. Community Input **(3 min. each)**

13. Close the Meeting

Acronyms: Updated 1/12/2022	
AB: Assembly Bill	ILS: Independent Living Service
ADA: Americans with Disabilities Act	IPP: Individualized Program Plan
ARCA: Association of Regional Center Agencies	LCSW: Licensed Clinical Social Worker
ASD: Autism Spectrum Disorder	MHSA: Mental Health Services' Act
ASP: Alliance of Service Providers	MSW: Master of Social Work
BCBA: Board Certified Behavioral Analyst	NCI: National Core Indicator
CAC: Client Advisory Committee	OCRA: Office of Clients' Rights Advocacy (See CRA)
Cal-ABLE: California Achieving a Better Life Experience	OPS: Operations
Cal-OSHA: California Occupational Safety and Health Act	PEP: Purchase of Services Expenditure Projection
CARF: Commission on Accreditation of Rehabilitation	PPE: Personal Protection Equipment
CCL: Community Care Licensing	POS: Purchase of Services
CDC: Center for Disease Control	QA: Quality Assurance
CDER: Client Development Evaluation Report	RAC: Regional Advisory Committee
CPP: Community Placement Plan	RCDSC: Redwood Coast Developmental Services Corporation
CRA: Clients' Rights Advocate	RCHDC: Rural Communities Housing Development Corporation
CRDP: Community Resource and Development Plan	RCRC: Redwood Coast Regional Center
DDS: Department of Developmental Services	SCDD: State Council on Developmental Disabilities
DHHS: Department of Health and Human Services	SDP: Self Determination Program
DNR: Do Not Resuscitate	SLS: Supported Living Service
DSP: Direct Support Professionals	SB: Senate Bill
EBSH: Enhanced Behavioral Home	SELPA: Special Education Local Plan Area
ED: Executive Director	SSI: Social Security Income
EVV: Electronic Visit Verification	SSP: State Supplementary Program
HCAR: Humboldt Community Access and Resource Center	START: Systemic, Therapeutic, Assessment, Resource and Treatment
HDO: Housing Development Plan	TA: Technical Assistance
HSU: Humboldt State University	UVAH: Ukiah Valley Association of Habilitation
I/DD: Intellectual/Developmental Disability	WIC: Welfare and Institutions Code
IEP: Individualized Education Program	YAI: No acronym (long name was dropped years ago by agency)
IFSP: Individual Family Service Plan	

Agenda de la reunión
Corporación de Servicios de Desarrollo de Redwood Coast
Junta Directiva'
miércoles, 9 de marzo de 2022 a las 18:00
Por Zoom Video/Teleconferencia
https://us02web.zoom.us/j/98889971624
Identificación de la reunión: 988 8997 1624
Contraseña: 285677
Marcar por teléfono: 1 669 900 6833

SESIÓN CERRADA: Habrá una SESIÓN CERRADA a las 5:40 p.m. solo para miembros de la junta

SESIÓN CERRADA:

1. **Llamada al orden/llamada de lista**
   El Comité del Fondo de Beneficios del Cliente discutirá y llamará a la acción para aprobar los Premios de Subvención para el ciclo que finaliza el 28 de febrero de 2022.

SESIÓN ABIERTA

1. **Llamada al orden/Paso de lista/Presentaciones** **(5 minutos)**
2. **Seleccione cronometrador/ Compartiendo la visión** **(2 minutos)**
3. **Aprobación del Orden del Día** **(2 minutos)**
4. **Aprobación del Acta de la Sesión de Directorio del 12 de enero de 2022** **(2 minutos)**
5. **Aporte de la comunidad** **(3 minutos cada uno)**
6. **Actualizaciones de sesión cerrada:** **(3 minutos)**
   Asignaciones de subvenciones del Fondo de Beneficios para Clientes aprobadas por la junta en pleno durante la sesión cerrada.
7. **Informe de la directora ejecutiva– Dr. Smalley** **(8 minutos)**
8. **Informe de la directora de administración– A. Medina** **(8 minutos)**
9. **Informes del Comité Permanente** **(15 minutos)**
   a. **Informe del Comité Ejecutivo: T. Leighton**
   - **Actualización de la reunión del 11 de febrero de 2022:**
     - **Borrador de Auditoría Independiente de RCRC y presentación de impuestos 990: Recomendación paraacción de la junta para aprobar, revisar o rechazar ambos (la aprobación permitirá RCRC para cumplir con el cumplimiento).**

Informes del Comité Permanente Continuación.....

- **Políticas de personal de RCRC: recomendación de acción por parte de la junta para aprobar, revisar o rechazar los cambios (la aprobación permitirá que RCRC cumpla con el cumplimiento).**

b. Informe del Comité Asesor de Clientes: W. Lewis

c. Informe del Comité de Estatutos Ad-Hoc: T. Leighton

- **Borrador de la Política n.° 18 Facilitación para los miembros de la junta: Recomendación de acción por parte de la junta para aprobar, revisar o rechazar (la aprobación permitirá que el RCRC cumpla con el Cumplimiento).**
  Designar al presidente del comité de estatutosComité

d. Ad Hoc del Fondo de Beneficios para Clientes

- **Ratificar a los miembros del Comité del Fondo de Beneficios para Clientes**

e. Ratificar a los miembros del Comité del Fondo de Beneficios para Clientes: S. Jackson

10. Informes ARCA **(5 minutos)**

- **Informe del delegado de la junta de ARCA**

11. Informes de enlace y conexión del condado: **(3 minutos)**

- **Condado del lago**
- **Condado de Mendocino**

12. Community Input **(3 minutos cada uno)**

13. Cerrar la reunión

March 9, 2022
Board Meeting

Redwood Coast Developmental Services Corporation

Item 1
Call to Order/Roll Call/Introductions

- The Board President will begin the meeting by calling the meeting to order and will request Roll Call to assure there is a Quorum present. (A quorum is a majority of the currently appointed directors).
- When your name is called: Reply *"here"* and say the County you represent and your position.
- The Board President will call for introductions from guests in attendance.

Item 2
Select Timekeeper/Sharing the Vision

- The Board President will request a timekeeper to keep the meeting on track and on time.
- The Board President will ask members of the board to share a portion of the Redwood Coast Regional Center Vision Statement.

Item 3
Approval of the Meeting Agenda

- The Board President will ask if there are any changes to the proposed agenda. If there are none, the Board President will note that the agenda has been received and approved as submitted. No vote will be necessary.
- If there are changes to the agenda, the Board will discuss. Only items of urgency after the posting of the agenda can be added.
  - *Ask for questions*
  - *Ask for comments*
  - *Ask for a motion and second*
  - *Ask for Public Comment*
  - *Vote on the item*

Item 4
Approval of Meeting Minutes

- The Board President will ask if there are any changes to the Board Meeting Minutes for the January 12, 2022 meeting. If there are none, the Board President will note that the meeting minutes have been received and approved as submitted. No vote will be necessary.
  - If there are changes, they will be noted and a vote will be necessary.
  - *Ask for questions*
  - *Ask for comments*
  - *Ask for a motion and second*
  - *Ask for Public Comment*
  - *Vote on the item*

Item 5
Community Input

- The Board President will invite members of the community to provide comments to the Board. Each community member who wishes to speak will have the floor for 3 minutes.

- *Ask for questions*
- *Ask for comments*

Item 6
Closed Session Updates:

- Client Benefit Fund Committee Chair, S. Jackson will provide an update:

  a) Client Benefit Fund Grant Awards for cycle ending February 28, 2022 were approved by the board during the closed session.

Item 7
Executive Director's Report

- Redwood Coast Regional Center's Executive Director, Dr. Kimberly Smalley will provide her report to the Board:

- *Ask for questions*
- *Ask for comments*

Item 8
Director of Administration's Report

- Redwood Coast Regional Center's Director of Administration, Amy Medina will provide her report to the Board.

- *Ask for question*
- *Ask for comments*

Item 9
Standing Committee Reports

Committee Chairs will provide updates to their reports:

a) Executive Committee: T. Leighton will provide an update from the February 11, 2022 meeting:
   - ➢ *RCRC's Draft Independent Audit and 990 Tax Filing: Recommendation for action by the board to approve, revise or reject both (approval will allow RCRC to meet compliance).*
   - ➢ *RCRC's Personnel Policies: Recommendation for action by the board to approve, revise, or reject the changes (approval will allow RCRC to meet compliance).*
   - *Ask for questions*
   - *Ask for a motion and second*
   - *Ask for public comment*
   - *Vote on the item (a)*

Item 9 Continued
Standing Committee Reports

b) Client Advisory Committee Report: W. Lewis

c) Ad-Hoc Bylaws Committee Report: T. Leighton will provide an update from the February 23, 2022 meeting:

- *Draft Policy #18 Facilitation for Board Members: Recommendation for action by the board to approve, revise or reject (approval will allow RCRC to meet compliance).*
  - *Ask for questions*
  - *Ask for a motion and second*
  - *Ask for Public Comment*
  - *Vote on the item (c)*
- *Appoint Bylaws Committee Chair*

d) Ad-Hoc Client Benefit Fund Committee: T. Leighton will request ratification of new committee members.

- *Ask for questions*
- *Vote on the item*

e) Vendor Representative Report: S. Jackson

- *Ask for questions*
- *Ask for comments*

Item 10
ARCA Reports

The following ARCA Reports will be provided:

a) ARCA Board Delegate Report: T. Leighton will provide an update.

- *Ask for questions*
- *Ask for comments*

Item 11
County Liaison and Connection Reports

- The Board President will call on members for updates on events that are happening and what community connections they have made in their county:
  - *Lake County*
  - *Mendocino County*

- *Ask for questions*
- *Ask for comments*

Del Norte and Humboldt will provide reports during the next meeting

Item 12
Community Input

- The Board President will invite members of the community to provide comments to the Board. Each community member who wishes to speak will have the floor for 3 minutes.

- *Ask for questions*
- *Ask for comments*

Item 13
Close the Meeting

- The Board President will close the meeting and announce:
  - *There will be a board training on Wednesday, April 13, 2022 at 6 p.m. by Zoom*
  - *The next Board meeting will be a blended meeting (in-person and by Zoom) on Saturday, May 14, 2022 at 9:00 a.m. in Fort Bragg at the Harbor Lite Lodge. There will also be a board training immediately following this meeting.*

DRAFT Meeting Minutes

REDWOOD COAST DEVELOPMENTAL SERVICES CORPORATION
Meeting of the Board of Directors – By Zoom Video/Teleconferencing
And AT&T Teleconferencing
Wednesday, January 12, 2022 at 6:00 p.m.
(Closed Session for Board Members at 5:45 p.m.)
#4 FY: 2021-2022

Directors Present: Beverly Fontaine, Allison Hillix, Diane Larson, Tamera Leighton, Dave Matson, Cassandra May, Chris Nifong, Keith Peeples, Mike Sawyer, Teresa Schnacker,

Directors Absent: Bill Lacy, Will Lewis, Steven Jackson, Shirley Valente

Facilitators Present: Electra Gimble

RCRC Staff Present: Mary Block: Director of Client Services, Dolores Delgado: Diversity Outreach Assistant/Translator, Jennifer Garcia: Diversity Outreach Specialist, Nichole Haydon: Director of Human Resources, Amy Medina: Director of Administration, Jonathan Padilla: Director of Community Services, Kim Orsi: Executive Assistant, Dr. Kimberly Smalley: Executive Director,

Others Present: Breeanne Burris: 24 Hour Home Care, Julie Eby-McKenzie: Manager of the North Coast Office of the SCDD, Jorge Matias: Community Member, Mary Agnes Nolan: SCDD Quality Assessment Coordinator, Allan Smith: DDS/Office of Community Operations Community Programs Specialist, Dorianne Tanaka: Executive Director UVAH

1. **Call to Order/Roll Call/Introductions:** The regular meeting of the RCDSC Board of Directors was called to order by Board President T. Leighton at 6:07 p.m. K. Orsi read aloud the disclaimer that the audio of the meeting was being recorded for future posting to the RCRC website. T. Leighton conducted roll call and a quorum was present.

2. **Select Timekeeper/ Sharing the Vision**: T. Leighton called on M. Sawyer to be timekeeper and T. Schnacker who shared a portion of the Vision, "We envision all people being empowered to communicate with their own minds and hearts to determine their supports and services."

3. **Approval of Agenda:** T. Leighton called to approve the agenda and asked if there were changes and hearing none the agenda was approved as presented.

4. **Approval of Meeting Minutes from November 10, 2021 Board Meeting:** T. Leighton called for any recommended changes to the meeting minutes and hearing none the meeting minutes were approved as presented.

5. **Community Input:** T. Leighton called for community input:
   - **Mary Agnes Nolan from SCDD**: Ms. Nolan reported that she is overseeing NCI project for the North Coast Region and that the Family Surveys are currently being prepared for mailing (mid-February and early March, 2022). The age group for the Family cycle includes minor or adult children and family or guardians of persons receiving services. Ms. Nolan explained that the surveys are conducted in-person or by mail. If anyone is interested in learning more about the Family Surveys please contact Ms. Nolan at the North Coast Office of the SCDD at 707-463-4700. A presentation regarding the upcoming Surveys will be shared during the upcoming Regional Advisory Committee meeting on February 12, 2022.
   - **Julie Eby-McKenzie from the SCDD North Coast Office provided the following update:** The SCDD will be hosting a Special Education 3-Part Series in Spanish:
     - Monday, January 24, 2022: IEP Strategies: Use the IEP process effectively to get what your child needs
     - Monday, January 31, 2022: Special Education Evaluations: The foundation of Good Goals;
     - Monday, February 7, 2022: State Noncompliance and Due Process Complaints: What to do when you disagree with your school district.

Each session is from 1:00 to 3:00 p.m. and will be held by Zoom. Please click the following link if you'd like to register: https://us02web.zoom.us/meeting/register/tZwrc-GorD4jG9dMl4aOThMCrV9ev39RRmBu

Information is also available in the current edition of RCRC's Newsletter: https://mailchi.mp/a7911ba64d1f/rcrc-newsletter-issue-8716294

6. **Executive Directors Report:** T. Leighton called on Dr. Smalley who provided the following updates:
   - **COVID update**: RCRC is still doing well in the state with 1% infection rate; however, the numbers have been climbing. Several vendors have struggled to maintain adequate staffing and additional clients have recently tested positive for COVID. Vendors are currently strategizing how to share staff to cover potential staffing shortages. The following link to DDS will provide current COVID updates for the State: https://www.dds.ca.gov/wp-content/uploads/2022/01/DDS_COVID-19_demographics-and-residence_12302021.pdf
   - **Vaccination and Boosters Requirements:** It is now required by the State of California/DDS that all RCRC and service provider staff are vaccinated for COVID and have received their booster vaccinations as well.
   - **Staffing:** RCRC currently has 22 open positions. Some are back filling existing positions while others are new positions that were made possible through additional funding from the DDS. A new BCBA will begin at RCRC on January 18, 2022 and will cover Lake and Mendocino Counties. RCRC is also in the

process of hiring an Autism Specialist and interviews will begin soon for a Behavioral Psychologist and a Deaf and Hard of Hearing Specialist.

- **Current Recruitment:** RCRC is currently recruiting for the following positions:
  - Four Enhanced Caseload positions to serve individuals in the Native/Latino-Latina communities with low or no purchase of services
  - Service Coordination Supervisor specifically for the Enhanced Caseload position.
  - Up to five additional service coordination positions.
- **Governor's Budget:** Expected funding in July 2022 will allow regional centers to build their service coordination staffing to meet caseload ratios. Also in the budget effective July 1, 2022 is a reduction of caseloads for children age 1 to 5 (caseload of 1:40).
- **Diversity Outreach:** A community meeting for Equity and Access to Services was held on December 3, 2021 in Ukiah (in-person and by Zoom) and hosted by RCRC's Diversity Outreach Specialist, Jennifer Garcia, Outreach Assistant Dolores Delgado and with Dr. Rick Blumberg. The meeting was well attended. Thank you to 24 Hour Home Care who also attended and provided Christmas gifts to those who attended. RCRC's Diversity Outreach team also participated in its first Hmong event with additional events planned in 2022.
- **Holiday Parades:** For the first time, RCRC participated in the Ukiah Light Parade as well as the Eureka Truckers Light Parade. Thank you to RCRC's Diversity team and RCRC elves who participated and made both events fun and successful.
- **Thank you:** Dr. Smalley expressed her thanks to DDS and the Governor's budget as the funding will be transformative for our entire service system.

Dr. Kim called for questions or comments: B. Fontaine asked if the funding would provide additional staffing for dental clinics. Dr. Smalley reported that it would not as dental services are contracted services. D. Matson asking about the recent spike in COVID and how is RCRC coping. Dr. Smalley reported that RCRC will continue to practice CDC recommendations for masking, social distancing and washing/sanitizing our hands.

T. Leighton commented that our service system was heard by the State and with the great news of additional statewide funding comes greater oversight and reporting requirements that our service system will embrace.

7. **Director of Community Services Report:** T. Leighton called on J. Padilla who provided the following report:
   - **Staffing:** The open position for the Community Resource Manager in Humboldt County has been filled and will begin on February 16, 2022.
   - **Four Growth Positions:** Recruiting for Participant Choice Services positions (Self Determination Program). Two positions will be allocated for Humboldt/Del Norte Counties and two will be allocated for Lake/Mendocino Counties. These

positions will provide outreach, awareness, guidance and support for enrolling individuals who are interested in participating in this program.

- **QA Specialists:** Two new positions will provide enhanced supports and technical assistance for RCRC's vendored service providers. One position will for Humboldt/Del Norte Counties and the other position for Lake/Mendocino Counties.
- **Social and Recreational Services (Social Rec):** These services are being re-established. RCRC will rebuild the infrastructure for these services in local communities. RCRC has an outreach plan that will include meetings (blended in-person/Zoom) over the next year in various counties for targeted outreach with potential community partners to provide information and answer questions for resources. A flier will be going out to families in the near future.
- **Strategic Planning:** Community Services Department is working on a 5 Year Strategic Plan to mobilize and support established resources and to assure future development of resources in the right areas based on supports needs for clients.
- **CPP/Community Resource Development Plan:** State created programs were developed to foster difficult-to-establish resources with funding to prospective providers. Two projects include:
  - Enhanced Behavioral Support Home for Children: RCRC will contract with YAI and has identified a potential home in Humboldt County (McKinleyville).
  - Specialized Residential Facility that provides medical support: This service is in the final stages of development.
- **Multi-Family Housing Projects**: There are currently two projects in Lake County and one proposed for Humboldt County.
- **Rate Increases for Service Providers:** Service providers will see rate increases as a result of the Burns Rate Study (conducted by Burns and Associates and contracted by DDS). Beginning April 1, 2022, there will be new rate increases phased in with full implementation by 2025.

J. Padilla called for questions: J. Eby-McKenzie asked how RCRC will be updating its POS Standards for Social Rec services. J. Padilla noted that RCRC is reviewing on a case-by-case basis and M. Block added that the Directors have reviewed RCRC's current POS Guidelines pertaining to Social Rec and found that updates are not necessary as the HCBS final rule requirements are included. B. Fontaine asked how social rec works for those who are interested. J. Padilla reported that families and individuals will begin discussions with their service coordinator who will determine what is needed. The service coordinator will then contact Community Services to follow up with an identified community partner offering the service.

8. **Standing Committee Reports:** T. Leighton called on committee chairs for their reports:
   a) **Executive Committee:** T. Leighton provided a summary from the Closed Session prior to this Board meeting. On November 18, 2021 the Executive

Committee met with Dr. Smalley for her annual performance review. The minutes from this meeting are included in the meeting packet and a copy of the proposed contract for Dr. Smalley was previously forwarded to the full board for their review. The Executive Committee provided their recommendation to extend Dr. Smalley's contract for another year and the board voted and approved Dr. Smalley's contract effective February 1, 2022 through January 31, 2023. It was reported that there were no other changes to the contract other than the contract term and basic formatting.

b) **Client Advisory Committee Report:** W. Lewis was absent and T. Leighton called on K. Orsi to provide an update on behalf of the committee. K. Orsi reported that RCRC Client Services Manager, Dwayne Nelson and Intake Specialist, Alex Chesstell were invited by the CAC meeting to provide details related to RCRC Eligibility and Intake Process during the January 6, 2022 meeting.

c) **Ad-Hoc Bylaws Committee:** S. Valente was absent and T. Leighton reported that S. Valente has been leading this committee in reviewing the RCDSC Bylaws. T. Leighton provided an update from the last committee meeting on November 30, 2021 and the recommended language updates to Section 5.08 Meetings C) Election of Officers, F) Notice of Meeting and Section 5.09 Removal of Director for Cause. The meeting minutes and recommendations are included in the meeting packet and were posted to the RCRC website for review and public comment.

T. Leighton reported that the Ad Hoc Bylaws Committee recommends the proposed changes and called for public comment and hearing none called a vote by roll call and the recommended changes were approved.

d) **Vendor Representative Report:** S. Jackson was absent and his report will be provided during the March meeting.

ARCA Reports: T. Leighton called for the ARCA Reports:

a) **RCDSC Board Delegate Report:** T. Leighton reported that both she and B. Fontaine attended the recent ARCA Web Academy. Several topics were discussed including Reporting Requirements that T. Leighton commented on during Dr. Smalley's report. Succession Planning was also discussed. The breakout sessions included having conversations with families during the IPP process. B. Fontaine added that it's very important for families to have these difficult conversations with service coordinators. Dr. Smalley added that RCRC's wellness nurses provide trainings with service coordinators regarding such topics including Do Not Resuscitate Orders (DNR).

J. Matias commented that he works with the Hispanic community for St. Joseph's Hospital Resource Center. For a very long time, the Spanish community waited for core support groups until Dr. Smalley attended one of their meetings and that's when everything started to improve and now there are two support groups.

For many years, families didn't want to talk about autism and within the past five years and with the help Dr. Smalley and J. Garcia, Diversity Outreach Specialist, awareness and participation has improved tremendously. The groups have been participating in many community activities including a recent art activity and an art exhibition by their children. Mr. Matias reminded everyone how important it is to continue supporting these groups and activities for families.

9. **New Business**
   a) **Proposed 2022 RCDSC Board of Directors' Training Plan/Schedule with recommendation for action to approve.** T. Leighton provided an update that several minor changes have been made to the RCDSC Board Training Plan in order to meet DDS requirements. The Plan and Training schedule is included in the meeting packet. T. Leighton called for a motion to approve the proposed CY 2022 Training Plan and Training Schedule.

M/S/C A. Hillix (T. Schnacker) motioned to approve the RCDSC Board Training Plan and Training Schedule for CY 2022. T. Leighton called a vote by roll call and the motion carried. T. Leighton called for comments or questions and there were none.

   b) **Proposed 2022 RCDSC Board of Directors' Meeting Schedule through CY 2022 with a recommendation for action to approve.** T. Leighton provided an update that the RCDSC Board Meeting Schedule has been updated to include meetings through CY 2022. The Schedule is also included in the meeting packet. T. Leighton called for a motion to approve the Meeting Schedule:

M/S/C: M. Sawyer (A. Hillix) motioned to approve the updated RCDSC Board Meeting Schedule through CY 2022. T. Leighton called a vote by rollcall and the motion carried. T. Leighton called for comments or questions and there were none.

10. **County Liaison and Connection Reports:** T. Leighton commented that the RCRC Newsletter is included in the meeting packets and that she appreciates the updates included in the edition.
    - **Del Norte – There were no reports**
    - **Humboldt – There were no reports**

11. **Community Input:** T. Leighton called for public comment and there were no additional comments.

12. **Close the Meeting:** T. Leighton adjourned the meeting at 7:15 p.m. The next board meeting will be held on Wednesday, March 9, 2022 at 6:00 p.m. by Zoom.

_____

Allison Hillix, Secretary
RCDSC Board of Directors'

Acronyms: Updated 1/12/2022

AB: Assembly Bill
ADA: Americans with Disabilities Act
ARCA: Association of Regional Center Agencies
ASD: Autism Spectrum Disorder
ASP: Alliance of Service Providers
BCBA: Board Certified Behavioral Analyst
CAC: Client Advisory Committee
Cal-ABLE: California Achieving a Better Life Experience
Cal-OSHA: California Occupational Safety and Health Act
CARF: Commission on Accreditation of Rehabilitation
CCL: Community Care Licensing
CDC: Center for Disease Control
CDER: Client Development Evaluation Report
CPP: Community Placement Plan
CRA: Clients' Rights Advocate
CRDP: Community Resource and Development Plan
DDS: Department of Developmental Services
DHHS: Department of Health and Human Services
DNR: Do Not Resuscitate
DSP: Direct Support Professionals
EBSH: Enhanced Behavioral Home
ED: Executive Director
EVV: Electronic Visit Verification
HCAR: Humboldt Community Access and Resource Center
HDO: Housing Development Plan
HSU: Humboldt State University
I/DD: Intellectual/Developmental Disability
IEP: Individualized Education Program
IFSP: Individual Family Service Plan
ILS: Independent Living Service
IPP: Individualized Program Plan
LCSW: Licensed Clinical Social Worker
MHSA: Mental Health Services' Act
MSW: Master of Social Work
NCI: National Core Indicator
OCRA: Office of Clients' Rights Advocacy (See CRA)
OPS: Operations
PEP: Purchase of Services Expenditure Projection
PPE: Personal Protection Equipment
POS: Purchase of Services
QA: Quality Assurance
RAC: Regional Advisory Committee
RCDSC: Redwood Coast Developmental Services Corporation
RCHDC: Rural Communities Housing Development Corporation
RCRC: Redwood Coast Regional Center
SCDD: State Council on Developmental Disabilities
SDP: Self Determination Program
SLS: Supported Living Service
SB: Senate Bill
SELPA: Special Education Local Plan Area
SSI: Social Security Income
SSP: State Supplementary Program
START: Systemic, Therapeutic, Assessment, Resource and Treatment
TA: Technical Assistance
UVAH: Ukiah Valley Association of Habilitation
WIC: Welfare and Institutions Code
YAI: No acronym (long name was dropped years ago by agency)

EXECUTIVE

DIRECTOR'S

REPORT

Redwood Coast Developmental Services Corporation
Board of Directors Meeting, March 9, 2022

Executive Director's Report

Regional Center Operations:

COVID Update:

As COVID continues, RCRC continues to monitor infection rates and health care capacity in our four counties. Only one percent of RCRC clients have been affected by COVID to date.

DDS COVID Dashboard Information:
https://www.dds.ca.gov/wp-content/uploads/2022/01/DDS_COVID-19_demographics-and-residence_01062022.pdf

https://www.dds.ca.gov/corona-virus-information-and-resources/data/

California Department of Public Health has mandated booster vaccines inclusive of all RCRC staff and vendors:
https://www.cdph.ca.gov/Programs/CID/DCDC/Pages/COVID-19/Order-of-the-State-Public-Health-Officer-Adult-Care-Facilities-and-Direct-Care-Worker-Vaccine-Requirement-FAQ.aspx

Staffing Updates:

RCRC tragically lost our Diversity Outreach and Equity Specialist Jennifer Garcia last month. We want to thank Delores Delgado and Enrique Ulloa for their support in maintaining Jennifer's good work and good will during this difficult interim period. The Department of Developmental Services (DDS) Diversity and Equity Grant that Jennifer wrote which focuses on building a cultural and linguistically appropriate diverse work force in our area for our clients was funded by DDS. The Pilot Project that started at the end of our last Grant from years ago will be replicated and expanded. RCRC is currently recruiting for the Diversity Outreach position.

RCRC is enjoying the ability to hire for much needed positions. Our vacancy rate is deceptively high at first glance now that we have added 15 new positions. I am happy to report that In addition to multiple new Service Coordinator (SC) positions in each office, and three of our four newly allotted Enhanced Service Coordination Caseload positions, we have been very fortunate to finally fill the three DDS allotted positions related to Self-Determination/Participant Directed Services, the Autism Specialist position in the North and the Deaf/Hard of Hearing Specialist also located in the North. Our New Client Advocate for the Northern Counties started on March 1, 2022. I will be introducing the new staff once they have been oriented and settled in to their new positions at RCRC.

We have interviews scheduled for two additional Wellness Nurses (one in the North and the other in the South) and RCRC is still actively recruiting for a licensed Psychologist.

Other updates:

RCRC will host a Public Meeting for the POS Expenditure/Disparity Data Review on Wednesday, March 30, 2022 at 10:30 a.m. by Zoom Video/Teleconference. RCRC will have an open discussion on how RCRC utilized funds in 2020-2021 and will seek public input to help improve services within our communities and how to reduce disparities. A copy of the meeting announcement is included in the Information section of the Board Meeting Packet.

Thank you,

Dr. Kimberly Smalley, Executive Director

MHSA: Parent Academy https://padlet.com/bctservices2/4x94rz0lctzudnae
Service Provider Academy: https://padlet.com/bctservices2/nxfxs8iq8jlik84d

Twitter: @RedwoodCoastRC
Instagram: redwoodcoastregionalcenter
Facebook: Redwood Coast Regional Center and @redwoodcoastregionalcenter

Corporación de Servicios de Desarrollo de Redwood Coast Reunión de Directorio
9 de marzo de 2022

Informe del Director Ejecutivo

Operaciones del Centro Regional:

Actualizaciones de COVID:

A medida que continúa COVID, RCRC continúa monitoreando las tasas de infección y la capacidad de atención médica en nuestros cuatro condados. Solo el uno por ciento de los clientes de RCRC se han visto afectados por COVID hasta la fecha.

Información del tablero de DDS COVID:
https://www.dds.ca.gov/wp-content/uploads/2022/01/DDS_COVID-19_demographics-and-residence_01062022.pdf

https://www.dds.ca.gov/corona-virus-information-and-resources/data/

El Departamento de Salud Pública de California ha ordenado vacunas de refuerzo que incluyen a todo el personal y proveedores de RCRC:
https://www.cdph.ca.gov/Programs/CID/DCDC/Pages/COVID-19/Order-of-the-State-Public-Health-Officer-Adult-Care-Facilities-and-Direct-Care-Worker-Vaccine-Requirement-FAQ.aspx

Actualizaciones de personal:

RCRC perdió trágicamente a nuestra Especialista en Alcance de Diversidad y Equidad, Jennifer García, el mes pasado. Queremos agradecer a Dolores Delgado y Enrique Ulloa por su apoyo para mantener el buen trabajo y la buena voluntad de Jennifer durante este difícil período intermedio. La Subvención de Diversidad y Equidad del Departamento de Servicios de Desarrollo (DDS, por sus siglas en inglés) que escribió Jennifer y que se enfoca en crear una fuerza laboral diversa cultural y lingüísticamente apropiada en nuestra área para nuestros clientes fue financiada por el DDS. El Proyecto Piloto que comenzó al final de nuestra última Subvención de hace años será replicado y ampliado. RCRC actualmente está reclutando para el puesto de Diversity Outreach.

RCRC disfruta de la capacidad de contratar para puestos muy necesarios. Nuestra tasa de vacantes es engañosamente alta a primera vista ahora que hemos agregado 15 nuevos puestos. Me complace informar que, además de los múltiples puestos nuevos de coordinador de servicios (SC) en cada oficina, y tres de nuestros cuatro puestos de carga de casos de coordinación de servicios mejorados recientemente asignados, hemos sido muy afortunados de ocupar finalmente los tres puestos asignados por el DDS relacionados con el autoservicio. -Determinación/Servicios dirigidos al participante, el puesto de Especialista en autismo en el norte y el Especialista en sordera/dificultades auditivas también ubicado en el norte. Nuestro Nuevo Defensor de Clientes para los condados del norte comenzó el 1 de marzo de 2022. Presentaré al nuevo personal una vez que hayan sido orientados y se hayan instalado en sus nuevos puestos en RCRC.

Tenemos entrevistas programadas para dos enfermeras de bienestar adicionales (una en el norte y otra en el sur) y RCRC todavía está reclutando activamente a un psicólogo con licencia.

Otras actualizaciones:

RCRC organizará una reunión pública para la revisión de datos de disparidad/gastos de POS el miércoles 30 de marzo de 2022 a las 10:30 a. m. por Zoom Video/Teleconference. RCRC tendrá una discusión abierta sobre cómo RCRC utilizó los fondos en 2020-2021 y buscará la opinión del público para ayudar a mejorar los servicios dentro de nuestras comunidades y cómo reducir las disparidades. Se incluye una copia del anuncio de la reunión en la sección Información del Paquete de la reunión de la Junta.

Gracias,

Dr. Kimberly Smalley, Directora ejecutiva

MHSA: Academia de padres: https://padlet.com/bctservices2/4x94rz0lctzudnae
Academia de proveedores de servicios: https://padlet.com/bctservices2/nxfxs8iq8jlik84d

Twitter: @RedwoodCoastRC
Instagram: redwoodcoastregionalcenter
Facebook: Redwood Coast Regional Center and @redwoodcoastregionalcenter

ADMINISTRATOR'S

REPORT

ADMINISTRATOR'S REPORT

Board of Directors' Meeting
March 9th, 2022
Data Through January 31, 2022

Administrator's Report To The Board
English 3
Spanish 6

Summary Charts
Client Count 9
POS Payments 10
Operations Payments 11

Contract Status Report
Summary Page 12
POS Payment Details 13
Operations Payment Details. 14
Prior Years Contract Status 15

General Ledger POS Account Graphs:
Total Client Count 16
Total Monthly POS Amount 17
Monthly Cost Per Client 18
Community Care Facility 19
Day Training 20
Supported Employment 21
Non-Medical Services, Professional 22
Non-Medical Services, Program 23
Transportation 24
Other Authorized Services 25
Supported Living Services 26
Hospital Care 27
Medical Equipment 28
Medical Care, Professional 29
Medical Care, Program 30
Respite, In-Home 31
Respite, Out-of-Home 32
Camp 33
Self Determination 34

Miscellaneous
Client Benefit Fund Account Log 35
Client Benefit Fund Quarterly Statement 36
Client Benefit Fund Investment Update 37

REPORTE DEL ADMINISTRATOR

Junta de la Mesa Directiva
9 de Marzo de 2022
Datos Hasta el 31 de Enero de 2022

Reporte del Administrador a la Mesa Directiva
- Inglés 3
- Español 6

Tablas con Resumen
- Número de Clientes 9
- Pagos POS 10
- Pagos de Operaciones 11

Reporte del Estado del Contrato
- Página de Resumen 12
- Detalles de Pagos POS..... 13
- Detalles de Pagos de Operaciones 14
- Estado de Contrato en Años Anteriores 15

Tablas de la Cuenta en el Libro Mayor por Compra de Servicios:
- Número Total de Clientes 16
- Cantidad Total Mensual de POS 17
- Costo Mensual por Cliente..... 18
- Instalación de Cuidado Comunitario 19
- Entrenamiento de Día 20
- Empleo con Apoyo 21
- Servicios No-Médicos, Profesional 22
- Servicios No-Médicos, Programa 23
- Transporte 24
- Otros Servicios Autorizados 25
- Servicios para Vida con Apoyo 26
- Cuidado de Hospital 27
- Equipo Médico 28
- Cuidado Médico, Profesional 29
- Cuidado Médico, Programa 30
- Descanso, En-Casa 31
- Descanso, Fuera de Casa 32
- Campo 33
- Auto Determinación 34

Miscelláneos
- Fondo de beneficios para el cliente Registro de cuenta..... 35
- Declaración trimestral del fondo de beneficios para el cliente 36

ADMINISTRATOR'S REPORT
Board of Directors' Meeting, March 9th, 2022

State and Federal

1. State and DDS Budgets, FY 2022-23 – On January 10th, 2022, Governor Newson released the proposed budget for the upcoming fiscal year. The summary and detailed information can be found at https://www.ebudget.ca.gov/home.php

   The proposed budget addresses an expansion of Medi-Cal for all income eligible Californians, behavioral health needs, continued efforts related to the COVID-19 pandemic, and more. The proposed budget, in relation to regional centers, includes strengthening the transition process for three year olds to the early start program; improve services for individuals who are deaf; and establishing a service model pilot program focused on expanding employment opportunities for those served.

   The Department of Developmental Services FY 2022-23 budget is proposed to continue to support the Performance Incentive Program, DSP Workforce training and development, Enhanced Service Coordination for Low to No POS, Provisional Eligibility, specialized caseload ratio for complex needs, emergency coordination, service provider rate reform, social recreation and camp services, and START training.

2. FY 2020-2021 Statewide POS Expenditure Projection (a.k.a., PEP, and formerly known as the SOAR---Sufficiency of Allocation Report) – as of the end of January, the PEP is estimating a surplus of $817 million statewide for Purchase of Service expenditures. RCRC's PEP is projecting adequately funded for FY 2020-21 in POS by about $33.5 million.

Redwood Coast Regional Center

1. Fiscal Year 2021-22 Spending Authority (the new fiscal year as of 7/1/21) – RCRC received its C-2 Allocation, the C referring to the contract year and the 2 referring to the number of allocations received, and have been allocated:

   - $159.4 million for Purchase of Service (POS), about a $200,000 increase from the C-1
   - $16.4million for Operations (OPS), about a $2.5 million increase from the C-1

2. Cash Flow – As of the writing of this report, we have 50 days cash on hand.

3. Financial Operations – Our financial reporting figures are based on expenses through the end of January, which is 58% of the way through the 2021-22 fiscal year.

4. On January 1, 2022, RCRC implemented an expanded salary schedule, which allowed staff to continue to receive pay increases at regular intervals, not including COLAs. The salary schedule added 7 new steps with increases ranging from $50 to $200. Prior to this change RCRC offered an eight step schedule with 5% increases between each step. This remains in place and the expanded schedule is an addition to this salary schedule.

Additionally, the salary schedule was modified to add the additional position of Phycologist at a comparable market salary.

5. Banking – In October 2021, MUFG announced the intended sale of Union Bank to US Bank, https://www.mufgamericas.com/who-we-are/news/u-s-bank-to-acquire-mufg-union-bank . The sale is expected to complete in May 2022. As a customer of MUFG, our accounts will transfer to US Bank and it is expected there will be no impact to RCRC banking operations.

In looking at the **handouts**, our client count can be seen on **pages 9 & 16**. **Page 9** notes 2 RCRC clients in the Developmental Center (DC), all of which are forensic placements ordered by a court of law. Both pages show that the client count continues to increase, however the increase is comparable to recent years.

On **page 10,** our "*Average*" Monthly year-to-date (YTD) POS Expenditures in the aggregate and on a per-person basis show a decrease from last fiscal year's *Average* figures. The "*Total*" Monthly POS Expenditures (**page 17**) and *Total* Monthly POS Expenditures Per Client, (**page 18**) show a decrease over last fiscal year.

"*Average*" Monthly Operations Expenditures YTD (**page 11**), both in the aggregate and on a *Per Client basis* show an increase this fiscal year.

Page 12 is a summary of the detail found on **page 13** (POS expenses) and **page 14** (OPS expenses). Mid-page is a summary of DDS' POS Expenditure Projection (PEP, formerly known as the SOAR). Service providers have until March 2024 to submit their claims for the 2021-22 FY.

Page 13 lists our monthly and YTD POS expenditures. Most expense categories are within an acceptable and anticipated range.

OPS expenditures, both for the month and YTD can be seen on **page 14**. Most categories are within an acceptable and anticipate range. Please note:

- Consulting/Administration, Equipment Maintenances, General Office Supply, Fees, licenses, and Misc. are relatively high YTD compared to budget. These numbers are small and so a small increase can result in a large percentage change.
- Insurance expense is relatively high YTD compared to the budget as the majority are based on a premium structure, which pays more per month at the beginning of the year than at the end of the year.
- Accounting fees are relatively high YTD compared to budget due to current timing of services.

Graphs of POS Expenses for the general ledger categories for the current and last four fiscal years are included as **pages 16 through 34**. In addition to the pages and expense categories already referenced above, please see the category-specific notes on each of the graphs. Also, please note many POS categories show a decrease over the last several months. This is due to both late billings and our moving up the period for when we run reports each month.

Miscellaneous Topics

Client Benefit Fund – The summary log of the Client Benefit Fund balance through December 31, 2021, and our last received monthly statement, are included as **pages 35, 36, & 37.**

Audit Update – Our Independent CPA audit has been completed. The draft financial statements and 990 were presented to the Executive Committee on February 11th, 2022. The draft documents are being presented to the full Board in this March 2022 meeting. We have started our DDS audit, which is reviewing FY 2019-20 and 2020-21.

Staffing – As of February 16th, 2022, we have a staff vacancy factor of 22.8% as compared to 6.9% a year ago. There are currently 36 staff vacancies, which we are pursuing the backfilling of.

----END----

INFORME DEL ADMINISTRADOR
Reunión del Consejo de Administración, 9th de marzo de 2022

Estatal y Federal

1. Presupuestos del Estado y del DDS, año fiscal 2022-23 - El 10th de enero de 2022, el gobernador Newson publicó el proyecto de presupuesto para el próximo año fiscal. El resumen y la información detallada se pueden encontrar en https://www.ebudget.ca.gov/home.php

   El presupuesto propuesto aborda la ampliación de Medi-Cal para todos los californianos con derecho a ingresos, las necesidades de salud conductual, la continuación de los esfuerzos relacionados con la pandemia de COVID-19, y mucho más. El presupuesto propuesto, en relación con los centros regionales, incluye el fortalecimiento del proceso de transición de los niños de tres años al programa de inicio temprano; la mejora de los servicios para las personas que son sordas; y el establecimiento de un programa piloto de modelo de servicio centrado en la ampliación de las oportunidades de empleo para las personas atendidas.

   Se propone que el presupuesto del Departamento de Servicios de Desarrollo para el año fiscal 2022-23 continúe apoyando el Programa de Incentivos de Desempeño, la capacitación y el desarrollo de la fuerza de trabajo de los DSP, la coordinación de servicios mejorada para los puntos de venta bajos o nulos, la elegibilidad provisional, la proporción de casos especializados para necesidades complejas, la coordinación de emergencias, la reforma de las tarifas de los proveedores de servicios, los servicios de recreación social y campamentos, y la capacitación de START.

2. Proyección de gastos de POS en todo el estado para el año fiscal 2020-2021 (también conocido como PEP, y anteriormente conocido como SOAR--Informe de suficiencia de asignación) - a finales de enero, el PEP está estimando un superávit de 817 millones de dólares en todo el estado para los gastos de compra de servicios. El PEP de la CRR está proyectando una financiación adecuada para el año fiscal 2020-21 en el POS por unos 33,5 millones de dólares.

Centro Regional de la Costa de Redwood

1. Autoridad de gasto para el año fiscal 2021-22 (el nuevo año fiscal a partir del 7/1/21) - El CRR recibió su asignación C-2, la C se refiere al año del contrato y el 2 al número de asignaciones recibidas, y han sido asignadas:

   - El presupuesto para la compra de servicios (POS) asciende a un 159.4millón de dólares, lo que supone un aumento de unos 200.000 dólares con respecto al C-1.
   - 16,4 millones de dólares para Operaciones (OPS), lo que supone un aumento de 2,5 millones de dólares respecto al C-1

2. Flujo de caja - En el momento de redactar este informe, tenemos días50 de efectivo en mano.

3. Operaciones financieras - Las cifras de nuestros informes financieros se basan en los gastos hasta finales de enero, que es el 58% del año fiscal222021.

4. El 1 de enero de 2022, el CRR implementó un programa salarial ampliado, que permitió al personal seguir recibiendo aumentos salariales a intervalos regulares, sin incluir los COLA. El calendario salarial añadió 7 nuevos escalones con aumentos que van de 50 a 200 dólares. Antes de este cambio, la CRL ofrecía un programa de ocho escalones con aumentos del 5% entre cada uno de ellos. Este programa sigue vigente y el programa ampliado es una adición a este programa salarial. Además, se modificó la tabla salarial para añadir el puesto adicional de ficólogo con un salario comparable al del mercado.

5. Banca - En octubre de 2021, MUFG anunció la intención de vender Union Bank a US Bank, https://www.mufgamericas.com/who-we-are/news/u-s-bank-to-acquire-mufg-union-bank . Se espera que la venta se complete en mayo de 2022. Como cliente de MUFG, nuestras cuentas se transferirán a US Bank y se espera que no haya ningún impacto en las operaciones bancarias de la CRL.

Al mirar los **folletos**, nuestro recuento de clientes puede verse en **las páginas &9 16**. La **página** señala los clientes del **9**CRR2 en el Centro de Desarrollo (CD), todos los cuales son colocaciones forenses ordenadas por un tribunal de justicia. Ambas páginas muestran que el recuento de clientes sigue aumentando, aunque el incremento es comparable al de los últimos años.

En la **página** nuestra **10,**"*Media*" de los gastos mensuales de los puntos de venta en el año hasta la fecha (YTD) en el agregado y en una base por persona muestran una disminución de las cifras de la *media del año* fiscal pasado. Los gastos mensuales "*totales" de los puntos de venta* (**página 17**) y los gastos mensuales *totales de los puntos de* venta por cliente (**página 18**) muestran una disminución con respecto al ejercicio anterior.

Los gastos operativos mensuales "*promedio"* hasta la fecha (**página11**), tanto en conjunto como *por cliente,* muestran un aumento este año fiscal.

La página es 12un resumen del detalle que se encuentra en la **página (13**gastos POS) y en la **página (**gastos **14**OPS). La mitad de la página es un resumen de la Proyección de Gastos POS (PEP, antes conocido como SOAR) del DDS. Los proveedores de servicios tienen hasta marzo de 2024 para presentar sus reclamaciones para el año fiscal 2201-22.

En la página se enumeran **13**nuestros gastos mensuales y anuales en el punto de venta. La mayoría de las categorías de gastos están dentro de un rango aceptable y anticipado.

Los gastos de OPS, tanto del mes como del año, pueden verse en **la página 14**. La mayoría de las categorías están dentro de un rango aceptable y anticipado. Tenga en cuenta:

- Los gastos de consultoría/administración, mantenimiento de equipos, suministros generales de oficina, honorarios, licencias y otros son relativamente altos en comparación con el presupuesto. Estas cifras son pequeñas, por lo que un pequeño incremento puede suponer un gran cambio porcentual.

- El gasto en seguros es relativamente alto en comparación con el presupuesto, ya que la mayoría se basa en una estructura de primas, que paga más por mes al principio del año que al final.
- Los honorarios de contabilidad son relativamente elevados en comparación con el presupuesto, debido al calendario actual de los servicios.

Los gráficos de los gastos de los puntos de venta para las categorías del libro mayor correspondientes al ejercicio actual y a los cuatro últimos ejercicios se incluyen en **las páginas hasta la 1634**. Además de las páginas y las categorías de gastos ya referenciadas anteriormente, sírvanse consultar las notas específicas de cada categoría en cada uno de los gráficos. Asimismo, se puede observar que muchas categorías de TPVs han disminuido en los últimos meses. Esto se debe tanto a la facturación tardía como a que hemos adelantado el periodo en el que realizamos los informes cada mes.

Temas diversos

Fondo de Beneficios para los Clientes - El registro resumido del saldo del Fondo de Beneficios para los Clientes hasta el 31 de diciembre de 2021, y nuestro último estado de cuenta mensual recibido, se incluyen como **páginas35 , 36, & 37.**

Actualización de la auditoría - Nuestra auditoría de CPA independiente se ha completado. El borrador de los estados financieros y el 990 se presentaron al Comité Ejecutivo el 11th de febrero de 2022. Los borradores de los documentos se presentarán a la Junta Directiva en su totalidad en la reunión de marzo de 2022. Hemos comenzado nuestra auditoría del DDS, que está revisando los ejercicios 2019-20 y 2020-21.

Personal - Al 16th de febrero de 2022, tenemos un factor de vacantes de personal del 22.8% en comparación con el 6.9% de hace un año. Actualmente hay 36vacantes de personal, que estamos tratando de cubrir.

----END----

Redwood Coast Regional Center

Fiscal Year 2021-2022 Through January 31, 2022, 58% of Budget Year

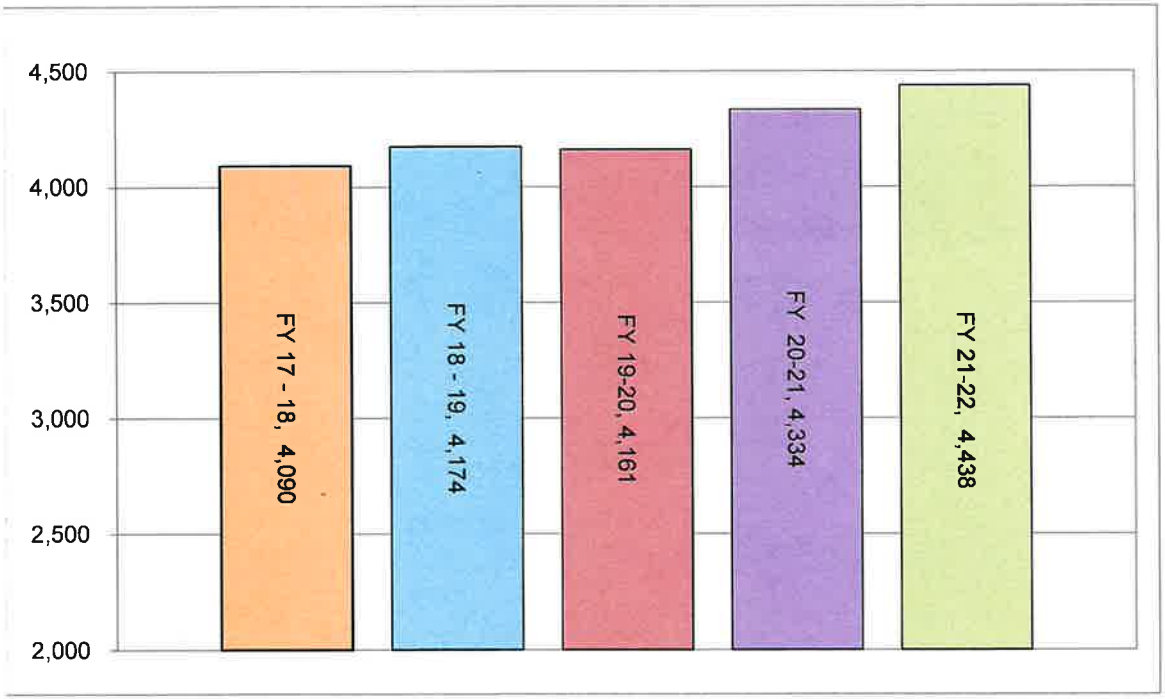

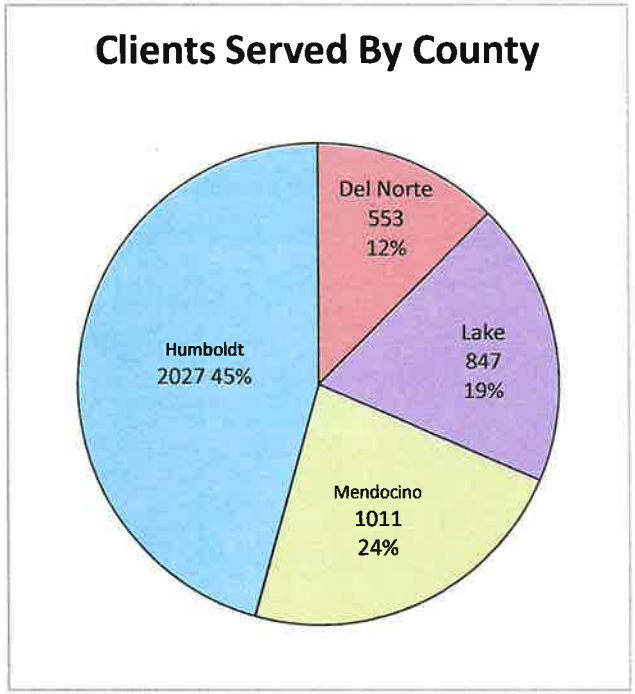

As of	Initial Assess-ment	Regular/ Active	Early Start, Prevention, and Provisional	Develop-mental Center1	Genetic at Risk	Total	Net Change	Per Cent Change	Current Client Count By County	
FY 17 - 18	181	3557	348	4	0	4090	230	6.2%	Del Norte	553
FY 18 - 19	193	3623	355	2	1	4174	84	2.1%	Lake	847
FY 19 - 20	132	3680	347	2	0	4161	-13	-0.3%	Mendocino	1,011
FY 20 - 21	249	3722	360	3	0	4334	173	4.2%	Humboldt	2,027
1/31/22	246	3794	396	2	0	4438	104	2.4%	Total	4,438

Note 1: All of the clients in the DC are forensic placements.

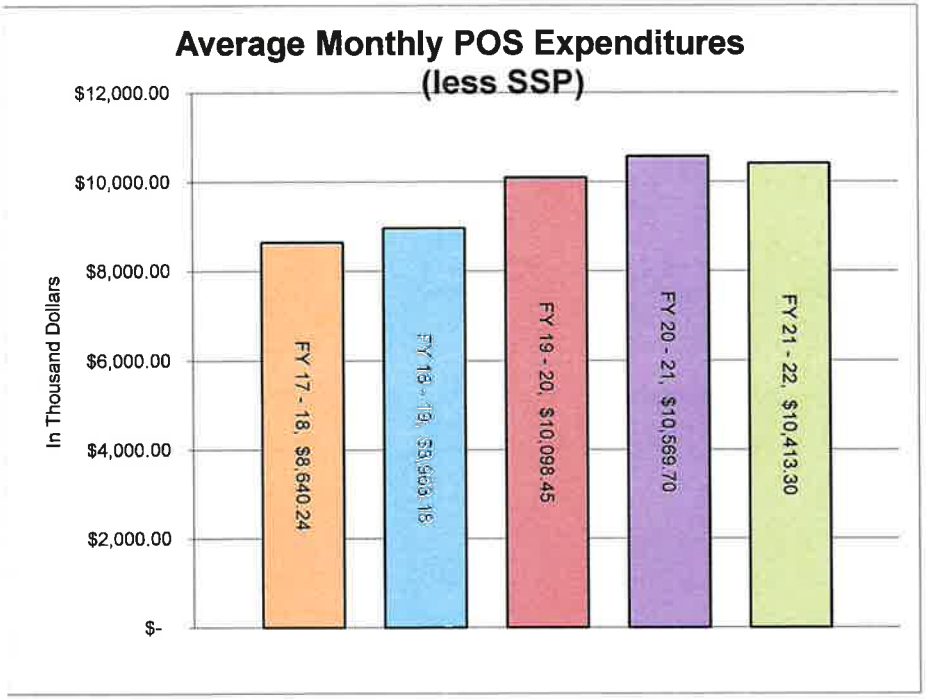

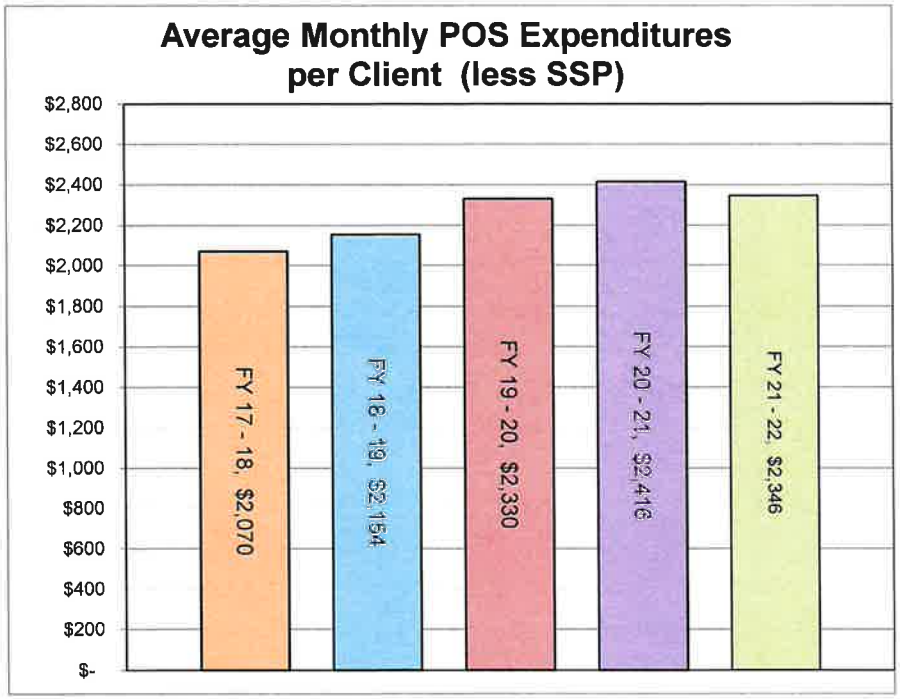

As of		Average Monthly POS Expenditures	Change in Average Monthly POS Expenditures	Per Cent Change
FY 17 - 18		$ 8,640,245	$ 555,877	6.9%
FY 18 - 19		$ 8,963,183	$ 322,939	3.7%
FY 19 - 20		$ 10,098,450	$ 1,135,267	12.7%
FY 20 - 21		$ 10,569,701	$ 471,250	4.7%
1/31/22		$ 10,413,304	$ (156,397)	-1.5%

Average Monthly POS Expendi-tures per Client	Change in Average Monthly POS Expendi-turesper Client	Per Cent Change
$ 2,070.02	$ 93.40	4.7%
$ 2,154.09	$ 84.08	4.1%
$ 2,330.05	$ 175.96	8.2%
$ 2,416.48	$ 86.43	3.7%
$ 2,346.40	$ (70.09)	-2.9%

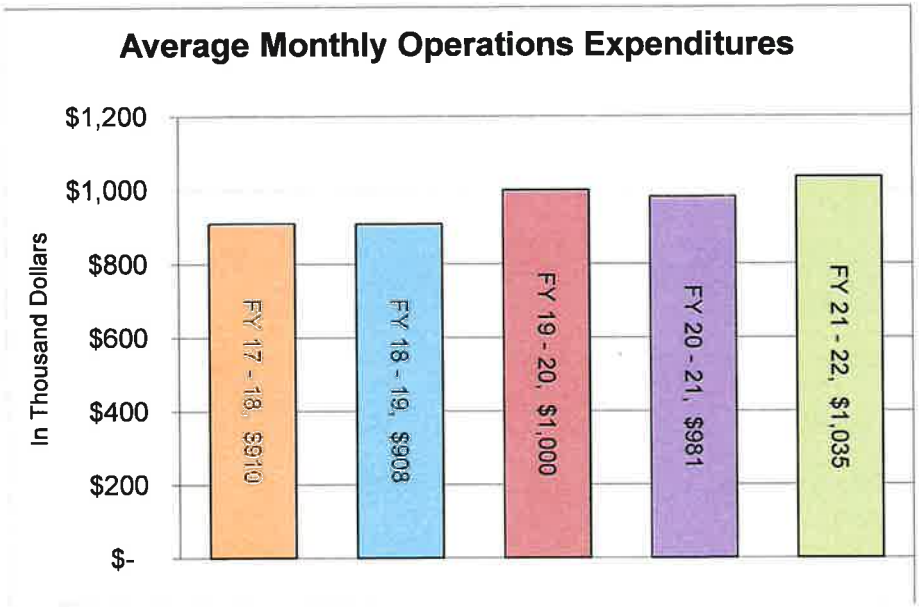

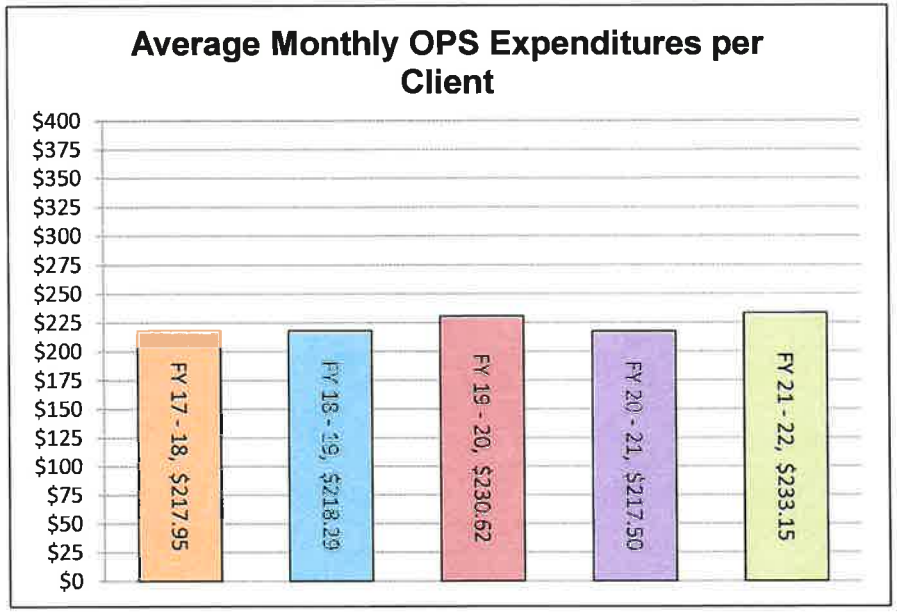

As of		Average Monthly OPS Expenditures	Change in Average Monthly OPS Expenditures	Per Cent Change
FY 17 - 18		$ 909,708	$ 53,039	6.2%
FY 18 - 19		$ 908,291	$ (1,417)	-0.2%
FY 19 - 20		$ 999,506	$ 91,215	10.0%
FY 20 - 21		$ 980,812	$ (48,171)	-4.8%
1/31/22		$ 1,034,730	$ 53,919	5.5%

Average Monthly OPS Expendi-tures per Client	Change in Avg Mo. OPS Expendi-tures per Client	Per Cent Change
$ 217.95	$ 8.49	4.1%
$ 218.29	$ 0.34	0.2%
$ 230.62	$ 12.33	5.6%
$ 217.50	$ (13.12)	-5.7%
$ 233.15	$ 15.65	7.2%

Redwood Coast Regional Center
Contract Status Report
Through January 31, 2022 of FY 2021 - 2022, 58% of the Budget Year

DDS Contracts (2021/2022 FY)	Purchase of Service	Operations	Total Spending Authority
Preliminary Allocation as of 6/7/2021	$ 118,452,210	$ 10,181,619	$ 128,633,829
C-1 Allocation as of 9/9/2021	$ 40,785,800	$ 3,745,929	$ 44,531,729
C-2 Allocation as of 12/23/21	$ 235,653	$ 2,469,218	$ 2,704,871
DDS Spending Authority YTD (actual)	$ 159,473,663	$ 16,396,766	$ 175,870,429
Prior year final allocation (B-4 of 2/16/22)	$ 150,576,329	$ 12,485,287	$ 163,061,616
Increase/(Decrease)	$ 8,897,334	$ 3,911,479	$ 12,808,813
Percent change	5.9%	31.3%	7.9%

Purchase of Service Expense - Summary of data from the following page

	Current Month	Year-To-Date	Current Allocation	Remainder of Allocation	Percent Spent YTD
Residential	$ 969,974	$ 6,875,395	$ 14,834,915	$ 7,959,520	46.3%
Day programs	$ 632,173	$ 3,142,829	$ 7,236,127	$ 4,093,298	43.4%
Transportation	$ 334,557	$ 2,282,386	$ 5,873,708	$ 3,591,322	38.9%
Other services	$ 9,759,480	$ 60,932,583	$ 131,345,362	$ 70,412,779	46.4%
CPP	$ 3,075	$ 6,784	$ 335,653	$ 328,869	2.0%
Total POS Expenditures	$ 11,699,259	$ 73,239,977	$ 159,625,764	$ 86,385,787	45.9%

As of January 31, 2022

	Current Month High	Prior Month High	Difference (High Only)
Year-end Est. of Current Services	$ 124,427,830	$ 124,049,011	$ 378,819
Estimated Growth	$ 1,041,284	$ 1,149,592	$ (108,308)
Other	$ 141,301	$ 143,970	$ (2,669)
Projected expenditure range	$ 125,610,415	$ 125,342,573	$ 267,842
Total DDS contracts (100%)	$ 159,473,663	$ 159,473,663	$ -
Projected Balance Amount	$ 33,863,248	$ 34,131,090	$ (267,842)
Percent	21.2%	21.4%	n/a

Operations Expense - Summary of data from the following page

	Current Month	Year-To-Date	Current 100% Allocation	Remainer of Allocation	Percent Spent YTD
Salary and benefits	$ 864,371	$ 5,739,364	$ 12,800,422	$ 7,061,058	44.8%
Net operating expenses	$ 271,405	$ 1,503,748	$ 3,843,384	$ 2,339,636	39.1%
Total OPS Expenditures	$ 1,135,775	$ 7,243,112	$ 16,643,807	$ 9,400,694	43.5%

Redwood Coast Regional Center
Purchase of Services
Through January 31, 2022 of FY 2021 - 2022, 58% of the Budget Year

	Current Month	Year-To-Date	Current Allocation	Remainer of Allocation	Percent Spent YTD
Out-of-Home Care					
Community care facilities	$ 969,974	$ 6,875,395	$ 14,834,915	$ 7,959,520	46.3%
Total Out-of-Home Care	$ 969,974	$ 6,875,395	$ 14,834,915	$ 7,959,520	46.3%
Day Programs					
Day training	$ 601,296	$ 2,900,139	$ 6,572,010	$ 3,671,871	44.1%
Supported employment, Group	$ 16,619	$ 177,550	$ 431,000	$ 253,450	41.2%
Supported employment, Ind.	$ 14,258	$ 65,140	$ 233,117	$ 167,977	27.9%
Total Day Programs	$ 632,173	$ 3,142,829	$ 7,236,127	$ 4,093,298	43.4%
Other Services					
Self determination	$ -	$ -	$ -	$ -	N/A
Non-Medical: professional	$ 287,176	$ 1,674,132	$ 6,449,799	$ 4,775,667	26.0%
Non-Medical: programs	$ 2,159,292	$ 13,615,135	$ 30,431,773	$ 16,816,638	44.7%
Money Management	$ 55,246	$ 371,254	$ 815,822	$ 444,568	45.5%
Public transportation	$ 334,557	$ 2,282,386	$ 5,873,708	$ 3,591,322	38.9%
Prevention Services	$ 168,872	$ 1,623,667	$ 3,844,252	$ 2,220,585	42.2%
Other misc. services	$ 441,755	$ 2,147,016	$ 4,733,561	$ 2,586,545	45.4%
Mobile day program	$ 2,953	$ 27,311	$ 60,968	$ 33,657	44.8%
SSP restoration	$ 115,638	$ 346,849	$ 606,784	$ 259,935	57.2%
Individual/family training	$ 68,401	$ 422,429	$ 827,319	$ 404,890	51.1%
Translator/Interpreter	$ 35,349	$ 325,367	$ 910,458	$ 585,091	35.7%
Community activities support	$ 19,136	$ 207,031	$ 673,465	$ 466,434	30.7%
Purchase reimbursement	$ 17,270	$ 40,976	$ 99,112	$ 58,136	41.3%
Professional technical support	$ 841	$ 31,851	$ 96,833	$ 64,982	32.9%
Program support	$ 114,894	$ 434,947	$ 1,227,698	$ 792,751	35.4%
Diaper service	$ 4,027	$ 30,997	$ 109,933	$ 78,936	28.2%
Supported living	$ 4,877,280	$ 30,359,412	$ 60,707,862	$ 30,348,450	50.0%
Hospital Care	$ -	$ -	$ 6,244	$ 6,244	0.0%
Medical equipment	$ 5,277	$ 43,233	$ 114,694	$ 71,461	37.7%
Medical service - Professional	$ 1,020,109	$ 6,948,769	$ 14,677,080	$ 7,728,311	47.3%
Medical service - Programs	$ 5,643	$ 50,635	$ 133,916	$ 83,281	37.8%
Respite: in own home	$ 360,321	$ 2,205,595	$ 4,767,607	$ 2,562,012	46.3%
Respite: out of home	$ -	$ 25,977	$ 46,993	$ 21,016	55.3%
Camps	$ -	$ -	$ 3,187	$ 3,187	0.0%
Total Other Services	$ 10,094,037	$ 63,214,969	$ 137,219,069	$ 74,004,100	45.8%
Community Placement (CPP)	$ 3,075	6,784	$ 335,653	$ 328,869	2.0%
Total Purchase of Services	$ 11,699,259	$ 73,239,977	$ 159,473,663	$ 86,385,787	45.9%
Prior year Total POS, Paid YTD	$ 10,778,237	$ 68,994,094	$ 150,576,329	$ 81,582,235	45.8%
Increase (decrease)	$ 921,022	$ 4,245,883	$ 8,897,334	$ 4,803,552	n/a
Percent change	8.5%	6.2%	5.9%	5.9%	n/a

Redwood Coast Regional Center
Operations
Through January 31, 2022 of FY 2021 - 2022, 58% of the Budget Year

	Current Month	Year-To-Date	Current Allocation	Remainer of Allocation	Percent Spent YTD
Personnel Expense					
Personnel	$ 541,085	3,704,659	$ 8,386,689	$ 4,682,030	44.2%
Consulting /Temp Services	$ 37,575	$ 85,115	$ 101,829	$ 16,714	83.6%
Benefits	$ 285,711	$ 1,949,589	$ 4,311,904	$ 2,362,315	45.2%
Total	$ 864,371	$ 5,739,364	$ 12,800,422	$ 7,061,058	44.8%
Operating Expenses					
Equipment rental	$ 6,027	$ 40,090	$ 76,607	$ 36,517	52.3%
Equipment maintenance	$ 5,085	$ 43,711	$ 64,603	$ 20,892	67.7%
Facility rent	$ 84,389	$ 525,573	$ 1,200,284	$ 674,711	43.8%
Facility maintenance	$ 6,858	$ 42,523	$ 89,567	$ 47,044	47.5%
Telephone	$ 19,335	$ 94,300	$ 349,227	$ 254,927	27.0%
Postage	$ 3,988	$ 33,400	$ 123,456	$ 90,056	27.1%
General office	$ 15,053	$ 69,160	$ 103,329	$ 34,169	66.9%
Printing/copier	$ 514	$ 3,088	$ 19,785	$ 16,697	15.6%
Insurance	$ 5,781	$ 128,962	$ 123,267	$ (5,695)	104.6%
Utilities	$ 8,008	$ 61,809	$ 150,524	$ 88,715	41.1%
Data processing	$ 6,169	$ 48,935	$ 113,004	$ 64,069	43.3%
Bank service fees	$ -	$ -	$ 20,366	$ 20,366	0.0%
Interest	$ -	$ 7,117	$ 14,504	$ 7,387	49.1%
Legal fees	$ 7,968	$ 17,179	$ 33,689	$ 16,510	51.0%
Board of directors	$ 500	$ 648	$ 43,690	$ 43,042	1.5%
Accounting fees	$ 10,000	$ 37,500	$ 46,100	$ 8,600	81.3%
Equipment purchases	$ -	$ 600	$ 215,686	$ 215,086	0.3%
Consulting, administration	$ 2,357	$ 16,933	$ 38,153	$ 21,220	44.4%
Travel	$ 9,516	$ 65,053	$ 272,002	$ 206,949	23.9%
ARCA dues	$ -	$ -	$ 28,000	$ 28,000	0.0%
Advertising	$ 10,134	$ 27,246	$ 57,623	$ 30,377	47.3%
Training/Educational materials	$ 870	$ 2,136	$ 17,900	$ 15,764	11.9%
Fees, licenses and misc.	$ 47,633	$ 96,390	$ 108,767	$ 12,377	88.6%
Total Operating Expenses	$ 250,186	$ 1,362,352	$ 3,310,133	$ 1,947,781	41.2%
CPP OPS	$ 21,381	147,181	$ 608,818	$ 461,637	24.2%
Less Income	$ 162	5,785	$ 75,567	$ 69,782	7.7%
Net Operating Expense	$ 271,405	$ 1,503,748	$ 3,843,384	$ 2,339,636	39.1%
Total Operations Expense	$ 1,135,775	$ 7,243,112	$ 16,396,766	$ 9,153,654	44.2%
Prior year Total OPS, Paid YTD	$ 939,233	$ 6,681,692	$ 12,485,287	$ 5,803,595	53.5%
Increase (decrease)	$ 196,542	$ 561,420	$ 3,911,479	$ 3,350,059	n/a
Percent change	20.9%	8.4%	31.3%	57.7%	n/a

Redwood Coast Regional Center
Prior Years Contract Status
Through January 31, 2022 of FY 2021 - 2022, 58% of the Budget Year

Prior Year, FY 20-21

Operations:	Total	Regular	CPP	Diversity	Mental Health
Total Allocation (B-4)	$ 12,485,287	$ 11,800,041	$ 497,880	$ -	$ 187,366
Total Spent	$ 11,566,295	$ 11,015,498	$ 410,762	$ -	$ 140,035
Balance Remaining	$ 918,992	$ 784,543	$ 87,118	$ -	$ 47,331

Purchase of Services:	Total	Regular	CPP	Part C + HCBS
Total Allocation (B-4)	$ 150,576,329	$ 148,553,775	$ 984,481	$ 1,038,073
Total Spent	$ 134,496,693	$ 133,573,202	$ 9,723	$ 913,768
Balance Remaining or (under-funded)	$ 16,079,637	$ 14,980,573	$ 974,758	$ 124,305

Prior Year, FY 19 - 20

Operations:	Total	Regular	CPP	Diversity	Calfresh
Total Allocation (A-7)	$ 12,498,396	$ 11,905,056	$ 393,670	$ 149,678	$ 49,992
Total Spent	$ 12,407,826	$ 11,816,131	$ 392,025	$ 149,678	$ 49,992
Balance Remaining	$ 90,570	$ 88,925	$ 1,645	$ -	$ -

Purchase of Services:	Total	Regular	CPP	Part C + HCBS
Total Allocation (A-7)	$ 132,325,374	$ 130,944,813	$ 810,296	$ 570,265
Total Spent	$ 127,867,597	$ 127,100,265	$ 171,770	$ 595,562
Balance Remaining or (under-funded)	$ 4,457,777	$ 3,844,548	$ 638,526	$ (25,297)

Notes:

1 DDS leaves fiscal records open a total of 3 years (the current year and the two prior years, which are noted above). They then "close" the FY and allow no more activity.

Clients	Average	JUL	AUG	SEP	OCT	NOV	DEC	JAN	FEB	MAR	APR	MAY	JUN
[illegible]	4,005	3,936	3,930	3,946	3,979	3,995	3,993	4,020	4,035	4,028	4,053	4,059	4,090
[illegible]	4,145	4,102	4,089	4,078	4,109	4,123	4,133	4,175	4,175	4,157	4,194	4,229	4,174
[illegible]	4,192	4,162	4,132	4,167	4,191	4,210	4,213	4,226	4,238	4,238	4,192	4,177	4,161
[illegible]	4,209	4,177	4,172	4,178	4,158	4,170	4,179	4,182	4,187	4,248	4,231	4,291	4,334
[illegible]	4,388	4,340	4,374	4,408	4,402	4,337	4,416	4,438					
[illegible]	3.5	4.2	4.0	3.3	3.3	3.2	3.5	3.9	3.5	3.2	3.5	4.2	2.1

NOTES: 1. This graph only includes data for Status 1, status 2 and DC Clients
a) Status 1 clients are "Prevention/High Risk Clients."
b) Status 2 clients are "active" clients.
c) DC clients are clients that reside in a developmental center.

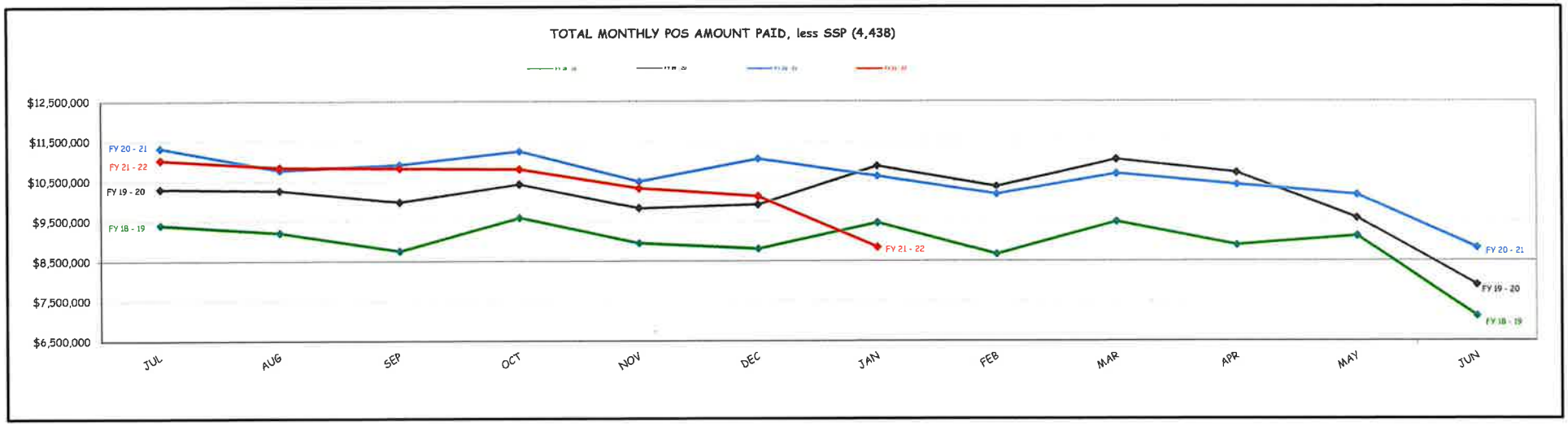

Total POS Paid

	Total	Average	JUL	AUG	SEP	OCT	NOV	DEC	JAN	FEB	MAR	APR	MAY	JUN
[illegible]	103,682,934	8,640,245	8,517,487	8,625,337	8,224,658	8,636,934	8,356,455	8,289,419	8,862,518	8,263,720	9,039,457	8,824,022	9,098,707	8,944,220
[illegible]	107,558,201	8,963,183	9,414,671	9,218,396	8,761,741	9,598,697	8,956,517	8,818,047	9,468,685	8,676,403	9,492,443	8,904,106	9,183,022	7,115,473
[illegible]	121,181,403	10,098,450	10,307,311	10,270,942	9,977,433	10,428,034	9,823,121	9,910,472	10,878,650	10,363,796	11,040,737	10,711,711	9,570,790	7,898,406
[illegible]	126,836,408	10,569,701	11,335,590	10,789,535	10,925,252	11,261,193	10,506,431	11,076,067	10,639,986	10,183,277	10,698,179	10,423,087	10,162,891	8,834,920
[illegible]	72,893,127	10,413,304	11,046,342	10,861,782	10,838,826	10,819,169	10,336,217	10,130,399	8,860,392					
[illegible]		3.7%	10.5%	6.9	6.5	11.1	7.2	6.4	6.8	5.0	5.0	0.9	0.4	-20.4

NOTES: 1. Total costs are "Less SSP" as SSP funds are a pass through and are not truly a POS expense. SSP is the State program which augments the Federal Supplemental Security Income (SSI).
2. There is a typical one or two month decline based on late billings from several large providers.

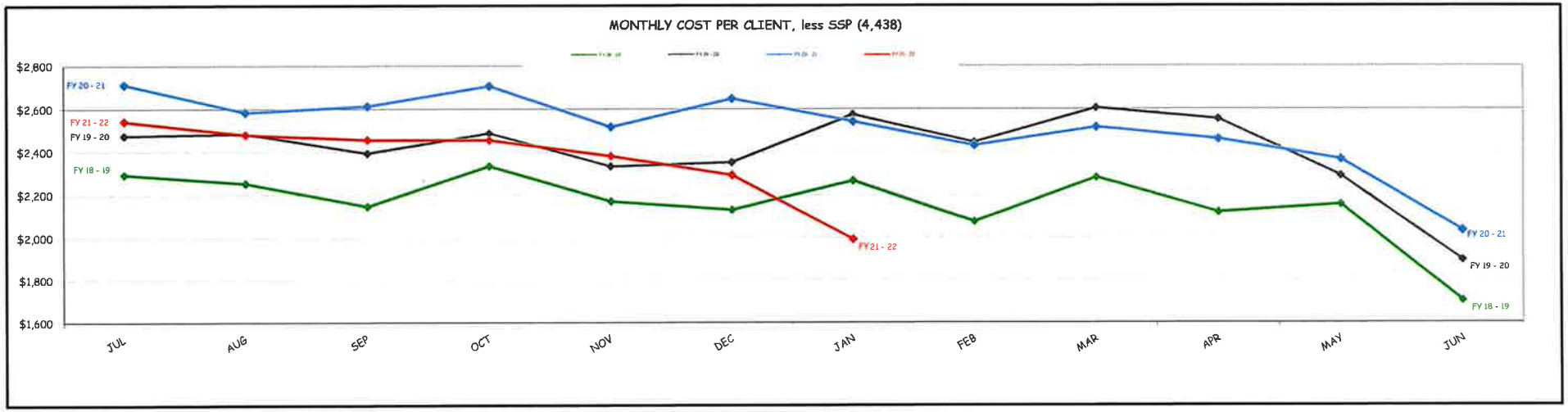

Cost per Client

	Total	Average	JUL	AUG	SEP	OCT	NOV	DEC	JAN	FEB	MAR	APR	MAY	JUN
[illegible]	25,884	2,157	2,164	2,195	2,084	2,171	2,092	2,076	2,205	2,048	2,244	2,177	2,242	2,187
[illegible]	25,958	2,163	2,295	2,255	2,149	2,236	2,172	2,134	2,268	2,078	2,233	2,123	2,160	1,705
[illegible]	28,900	2,408	2,477	2,486	2,394	2,469	2,333	2,352	2,574	2,445	2,605	2,555	2,291	1,898
[illegible]	30,158	2,513	2,714	2,586	2,615	2,708	2,520	2,650	2,544	2,432	2,518	2,464	2,368	2,039
[illegible]	16,619	2,374	2,545	2,463	2,459	2,458	2,363	2,294	1,996					
[illegible]		0.3	6.1	2.7	3.1	7.6	3.9	2.8	2.9	1.5	1.8	-2.5	-3.7	-22.0

NOTES: 1. Total costs are "Less SSP" as SSP funds are a pass through and are not truly a POS expense. SSP is the State program which augments the Federal Supplemental Security Income (SSI).
2. There is a typical one or two month decline based on late billings from several large providers.

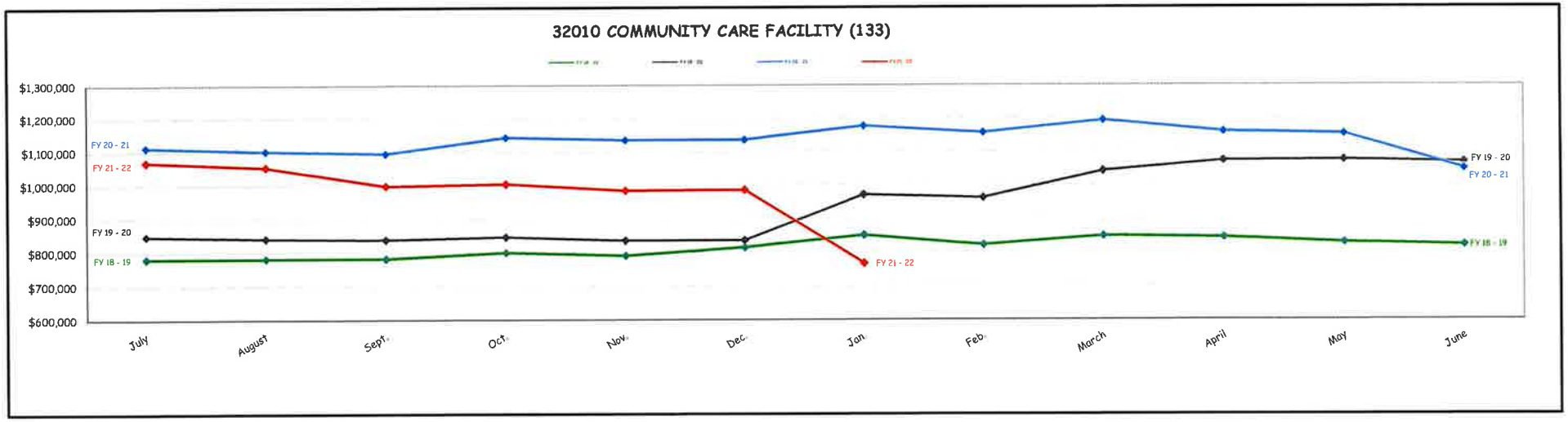

32010 COMMUNITY CARE FACILITY

	Total	Average	JUL	AUG	SEP	OCT	NOV	DEC	JAN	FEB	MAR	APR	MAY	JUN
[illegible]	8,302,059	691,838	683,488	675,583	682,217	681,532	668,499	674,090	682,773	665,799	661,540	714,721	738,989	772,823
[illegible]	9,773,258	814,438	782,048	782,750	783,062	800,693	791,419	815,839	851,462	822,035	848,858	844,381	829,481	821,230
[illegible]	11,237,362	936,447	848,729	841,723	838,134	846,016	835,198	835,594	971,196	962,046	1,041,978	1,073,283	1,075,301	1,068,059
[illegible]	13,629,341	1,135,778	1,114,459	1,103,809	1,096,807	1,144,417	1,136,204	1,137,583	1,178,129	1,157,852	1,194,540	1,161,303	1,153,928	1,050,310
[illegible]	6,875,395	982,199	1,071,273	1,056,783	1,000,241	1,005,524	986,046	987,220	768,303					
[illegible]		17.7	14.4	15.9	14.8	17.5	18.4	21.0	24.7	23.5	28.3	18.1	12.2	6.3

32010 Description - Residential: Crisis, adult, child, supplemental skills staffing

This GL Account includes Service Codes: (#Clients/#Vendors)

090 -- CRISIS INTERVENTION FACILITY/B (3/3)
109 -- SUPPLEMENTAL RESIDENTIAL PRGM (12/7)
113 -- SPECIALIZED RES'L FAC'Y (HABIL (22/8)
321 -- RESIDENTIAL FACILITY (0/2)
363 -- CRISIS INTERVENTION (0/1)
904 -- FAMILY HOME AGENCY (20/2)
905 -- RES FAC ADULTS-OO (13/5)
910 -- RES FAC CHILD-OO (3/2)
915 -- RES FAC ADULTS-SO (59/10)
920 -- RES FAC CHILD-SO (0/0)
930 -- ICF-DD/H FACILITY (1/2)

NOTES: Community Care Facilities (CCFs) are licensed by the Community Care Licensing Division of the State Department of Social Services to provide 24-hour non-medical residential care to children and adults with developmental disabilities who are in need of personal services, supervision, and/or assistance essential for self-protection or sustaining the activities of daily living. Based upon the types of services provided and the persons served, each CCF vendored by a regional center is designated one of the following service levels:

SERVICE LEVEL 1: Limited care and supervision for persons with self-care skills and no behavior problems.

SERVICE LEVEL 2: Care, supervision, and incidental training for persons with some self-care skills and no major behavior problems.

SERVICE LEVEL 3: Care, supervision, and ongoing training for persons with significant deficits in self-help skills, and/or some limitations in physical coordination and mobility, and/or disruptive or self-injurious behavior.

SERVICE LEVEL 4: Care, supervision, and professionally supervised training for persons with deficits in self-help skills, and/or severe impairment in physical coordination and mobility, and/or severely disruptive or self-injurious behavior. Service Level 4 is subdivided into Levels 4A through 4I, in which staffing levels are increased to correspond to the escalating severity of disability levels.

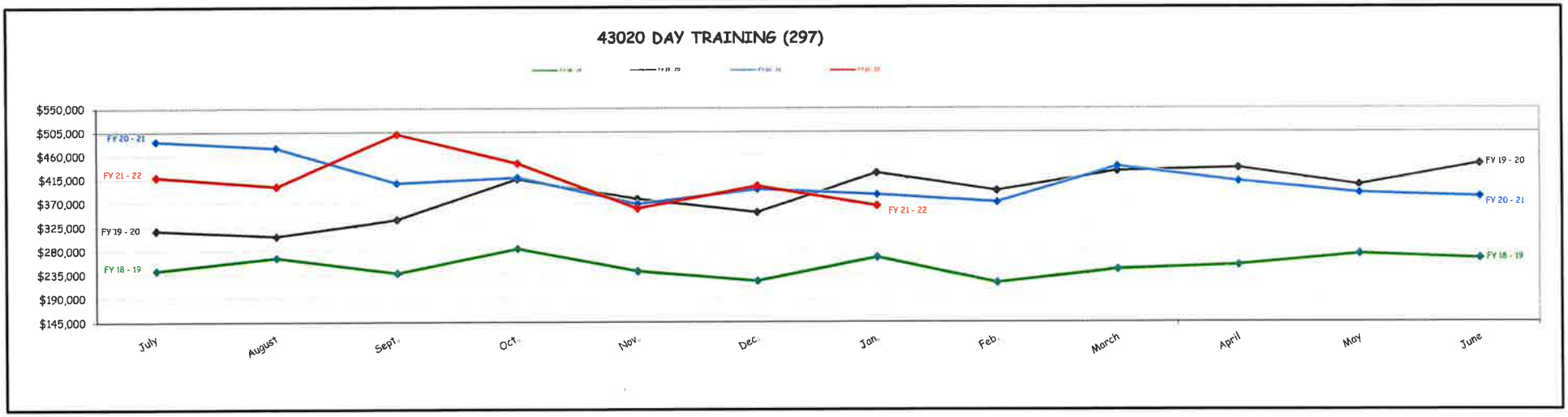

43020 - DAY TRAINING

	Total	Average	JUL	AUG	SEP	OCT	NOV	DEC	JAN	FEB	MAR	APR	MAY	JUN
[illegible]	3,280,761	312,905	284,770	312,905	274,521	294,295	269,250	243,843	283,786	258,807	279,601	271,265	265,007	242,711
[illegible]	3,019,633	251,636	242,851	266,849	238,205	284,139	241,698	222,913	267,379	219,591	244,651	252,787	273,380	265,190
[illegible]	4,643,736	386,978	318,165	307,430	338,758	415,740	377,748	352,115	426,606	393,032	430,231	436,157	403,634	444,120
[illegible]	4,937,868	411,489	488,006	475,629	408,518	419,234	368,878	396,594	386,536	372,053	439,470	411,329	[illegible]	382,193
[illegible]	2,900,139	414,306	419,970	402,878	501,821	446,505	360,427	402,863	365,675					
[illegible]		-19.6	-14.7	-14.7	-13.2	-3.5	-10.2	-8.6	-5.8	-15.2	-12.5	-6.8	[illegible]	9.3

43020 Description - Day Training: Adult - self-advocacy, employment trng, social rec., money management, self care. Infant - Development of physical, cognative, language and psycosocial development.

This GL Account includes Service Codes: (#Clients/#Vendors)

110 -- SUPPLEMENTAL DAY SRVS PRGM SUP (25/2)
320 -- COMM LIVING SUPPORTS (2/5)
505 -- ACTIVITY CENTER (0/0)
510 -- ADULT DEVELOPMENT CT (15/4)
515 -- BEHAVIOR MGMT PROGRM (0/1)
520 -- INDEPENDENT LIVING (117/12)
805 -- INFANT DEV PROGRAM (133/5)

NOTES: Day programs are community-based programs for individuals served by a regional center. They are available when those services are included in that person's Individual Program Plan (IPP). Day program services may be at a fixed location or out in the community. Types of services available through a day program include:

a) Developing and maintaining self-help and self-care skills.
b) Developing the ability to interact with others, making one's needs known and responding to instructions.
c) Developing self-advocacy and employment skills.
d) Developing community integration skills such as accessing community services.
e) Behavior management to help improve behaviors.
f) Developing social and recreational skills.

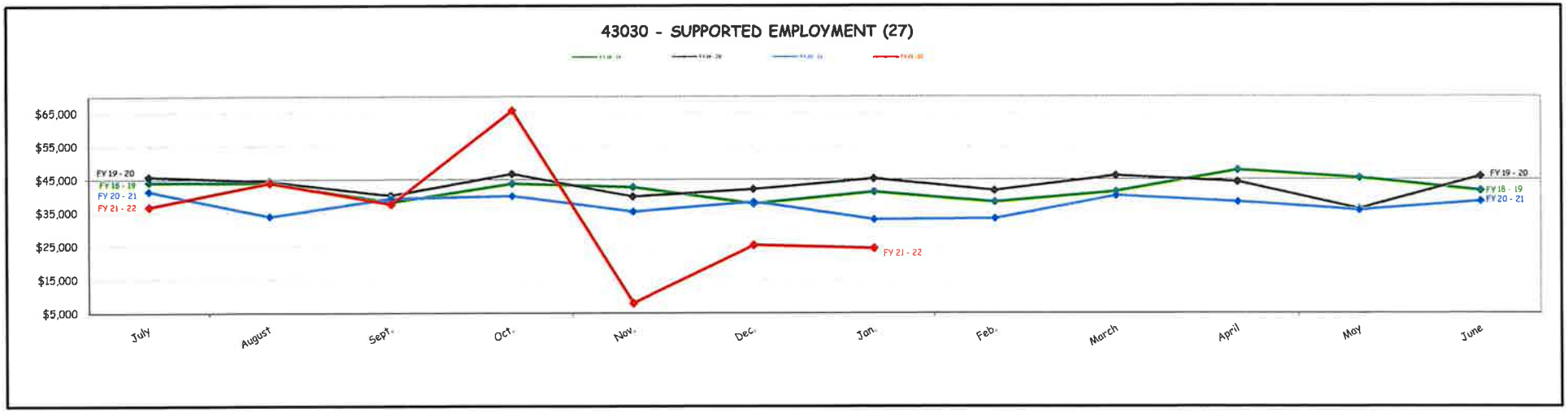

43030 SUPPORTED EMPLOYMENT

	Total	Average	JUL	AUG	SEP	OCT	NOV	DEC	JAN	FEB	MAR	APR	MAY	JUN
[illegible]	525,322	43,777	44,811	52,553	43,701	47,828	40,075	39,475	41,525	41,908	44,589	42,626	42,077	44,154
[illegible]	507,243	42,270	44,200	44,068	38,211	43,892	42,782	37,786	41,356	34,305	41,422	47,916	45,541	41,764
[illegible]	518,723	43,227	45,868	44,496	40,195	46,727	39,861	42,130	45,271	41,720	46,099	44,299	36,098	45,959
[illegible]	447,959	37,330	41,415	33,962	39,344	40,163	35,462	38,350	33,064	33,315	40,165	38,329	35,849	38,541
[illegible]	242,691	34,670	36,869	44,154	37,659	65,921	8,112	25,434	24,542					
[illegible]		-3.4	-1.4	-16.1	-12.6	-8.2	6.8	-4.3	-0.4	-8.6	-7.1	12.4	8.2	-5.4

43030 Description - Supported Employment: Job coaching for individual and group.
This GL Account includes Service Codes: 950 -- SEP-GROUP PLACEMENT (1/1)
(#Clients/#Vendors) 952 -- SEP-INDIVIDUAL PLACEMENT (26/3)

NOTES: Supported Employment (SE) services through the Department of Rehabilitation (DOR) and regional centers can be provided either through the vocational rehabilitation program or the Habilitation Services Program (HSP). SE services are aimed at finding competitive work in a community integrated work setting for persons with severe disabilities who need ongoing support services to learn and perform the work. SE placements can be individual placements, or group placements (called enclaves), or work crews, such as landscaping crews. Support is usually provided by a job coach who meets regularly with the individual on the job to help him or her learn the necessary skills and behaviors to work independently. As the individual gains mastery of the job, the support services are gradually phased out.

The DOR is the main vocational rehabilitation program SE service provider for adults with developmental disabilities. However, if the DOR is unable to provide services due to fiscal reasons, the regional center may be able to help individuals served get a job by funding SE under the HSP, or by referring them to other programs that provide SE-like services if these services are available in their area.

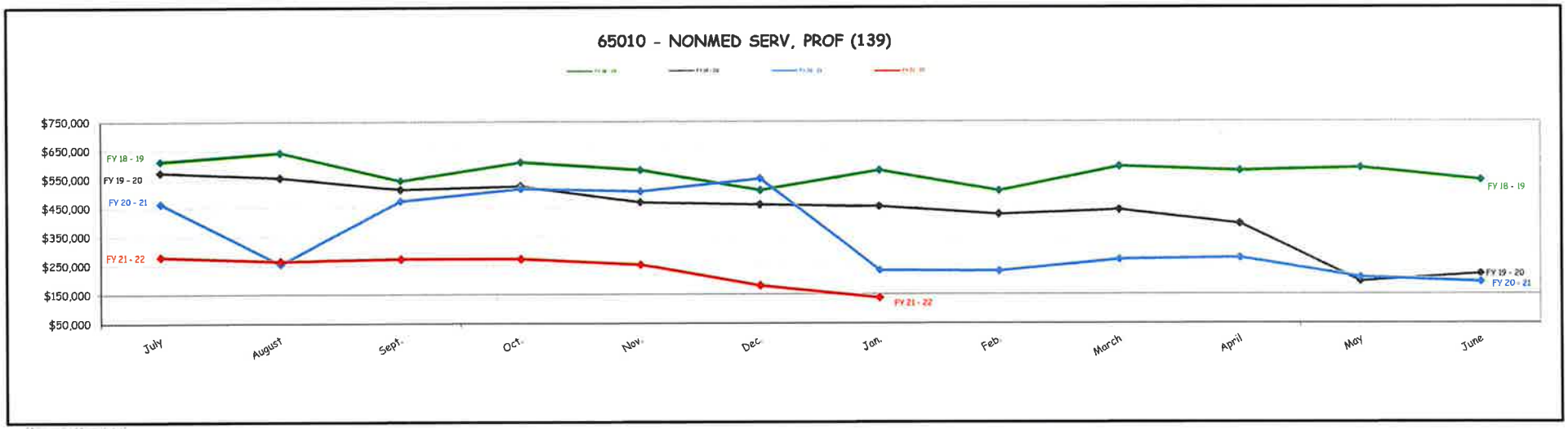

65010 - NON-MED SERV, PROF

	Total	Average	JUL	AUG	SEP	OCT	NOV	DEC	JAN	FEB	MAR	APR	MAY	JUN
[illegible]	7,592,823	632,735	590,890	647,219	569,795	597,565	592,791	568,456	654,473	583,639	681,530	709,263	723,201	663,801
[illegible]	6,906,080	575,507	612,514	643,127	545,531	609,881	582,425	512,048	580,613	509,728	593,797	579,639	589,587	547,190
[illegible]	5,229,009	435,751	572,966	555,457	514,436	525,663	469,258	460,911	453,591	426,777	441,830	393,833	194,074	220,158
[illegible]	4,193,300	349,442	464,858	256,002	475,013	517,308	508,815	553,025	234,603	231,824	271,344	277,433	209,579	193,496
[illegible]	1,674,132	239,162	281,571	267,706	274,512	274,561	254,666	181,486	139,630					
[illegible]		-9.0	3.7	-0.6	-4.3	2.1	-1.7	-9.9	-11.3	-12.7	-12.9	-18.3	-19.6	-17.6

65010 Description - NonMed Serv. Prof (496): Assessment Svcs - Bx, Spec Ed, Audiology, OT, PT, intervention and treatment

This GL Account includes Service Codes:
(#Clients/#Vendors)

056-INTERDISCIPLINARY ASSES.SER (15/12)
315-FMS-FISCAL AGENT (0/4)
316 -- FMS CO-EMPLOYER (0/4)
317 -- FMS FISCAL/EMPL AGNT (0/2)
320 -- COMM LIVING SUPPORTS (0/2)
331 -- COMM INTEGRATION SUP (0/2)
333 -- PART-DIR GOODS/SVCS (0/2)
357-ACUPUNCTURE SERVICES (0/4)
372 -- SPCH, HRNG, LANG SVC (0/1)
374 -- MASSAGE THERAPIST (0/3)
490 -- FMS F/EA (0/2)
491 -- FMS CO-EMPLOYER (0/3)
605 -- ADAPTIVE SKILL TRAIN (7/4)
612 -- BEHAVIOR ANALYST (77/13)
613 -- ASSOC BEHAVIOR ANALYST (0/0)
615 -- BEHAVIOR MGMT ASSIST (0/0)
620 -- BEHAVIOR MGMT CONSUL (11/3)
625 -- COUNSELING SERVICES (9/11)
635 -- INDEPENDENT LIV SPEC (0/1)
645 -- MOBILITY TRAIN SERV (0/1)
672 -- ED PSYCHOLOGIST (14/4)
678 -- TEACHER OF SPEC ED (0/1)
706 -- AUDIOLOGY (0/1)
707 -- SPEECH PATHOLOGY (6/3)
730 -- AUDIOLOGY FACILITY (0/1)
810 -- INFANT DEV(SPECIAL (0/1)

NOTES: 1. There is traditionally a significant dip in expenditures in the last month or two. This is attributed to several large behavioral providers who typically bill one or two months late.

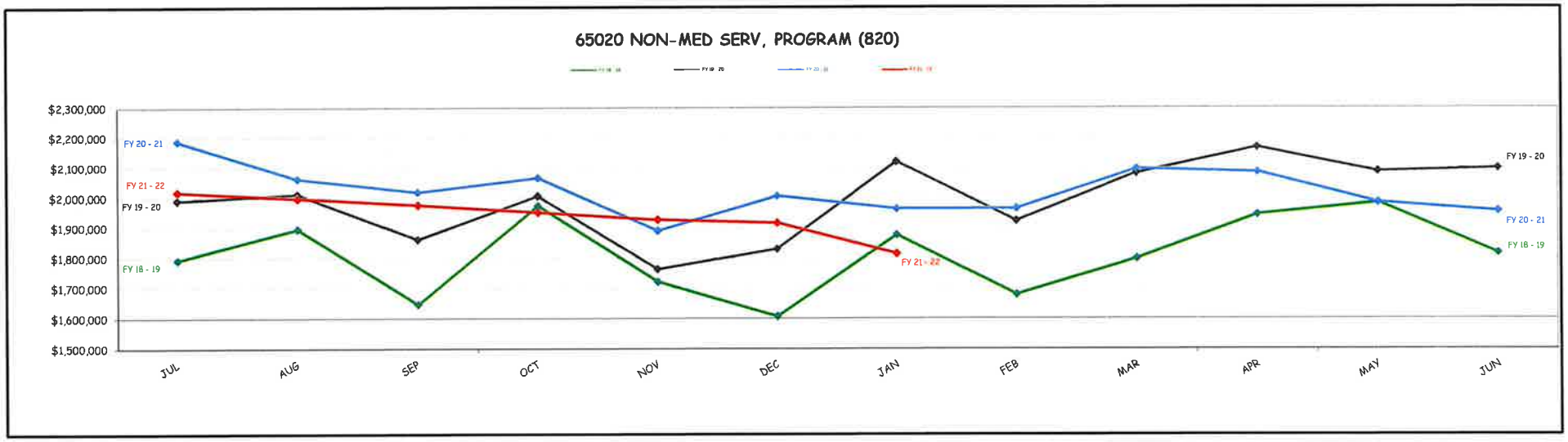

65020 Total NON-MED SERV - PROGRAM

	Total	Average	JUL	AUG	SEP	OCT	NOV	DEC	JAN	FEB	MAR	APR	MAY	JUN
[illegible]	21,175,674	1,764,640	1,674,316	1,871,979	1,695,355	1,793,947	1,653,525	1,595,992	1,783,948	1,665,143	1,864,646	1,809,900	[illegible]	1,[illegible],260
[illegible]	21,750,411	1,812,534	1,793,485	1,897,255	1,647,900	1,974,272	1,722,621	1,607,522	1,878,194	1,680,188	1,799,340	1,946,018	1,986,077	1,817,529
[illegible]	23,948,967	1,995,747	1,991,650	2,012,744	1,862,362	2,006,874	1,763,410	1,830,611	2,120,293	1,924,478	2,082,049	2,168,102	2,087,794	2,053,600
[illegible]	24,296,641	2,024,720	2,187,738	2,063,779	2,020,070	2,067,528	1,892,006	2,007,046	1,965,053	1,966,087	2,096,876	2,086,036	1,936,676	1,957,744
[illegible]	13,615,135	1,945,019	2,020,639	1,999,965	1,977,827	1,953,434	1,928,422	1,918,265	1,816,583					
[illegible]		2.7	7.1	1.4	-2.8	10.1	4.2	0.7	5.3	0.9	-3.5	7.5	[illegible]	-1.1

65020 Description - NonMed Serv. Prog. (946): Skill building - Bx, Parent, Social, Health/Dental, Community Integration

This GL Account includes Service Codes: (#Clients/#Vendors)

017 -- CRISIS TEAM-EVAL/BEHAV. INTERV (28/3)
048 -- CLIENT/PARENT SUPPORT/BEHV. IN (0/1)
055 -- COMMUNITY INTEGRATION TRAINING (657/33)
077 -- PARENT COORD.BEHAVIOR INTERV-A (0/1)
094 -- CREATIVE ART PROGRAM (6/3)
103 -- SPECIALIZED HLTH/TREATMNT/TRAI (97/17)
108 -- PARENTING SUPPORT SERVICES (0/1)
115 -- SPECIAL THERAPEUTIC SERV (3-20) (2/2)
117 -- BEHAVIOR ANALYST (27/9)
331 -- COMM INTEGRATION SUP (0/4)
520 -- INDEPENDENT LIVING (3/3)
612 -- BEHAVIOR ANALYST (0/1)

NOTES:

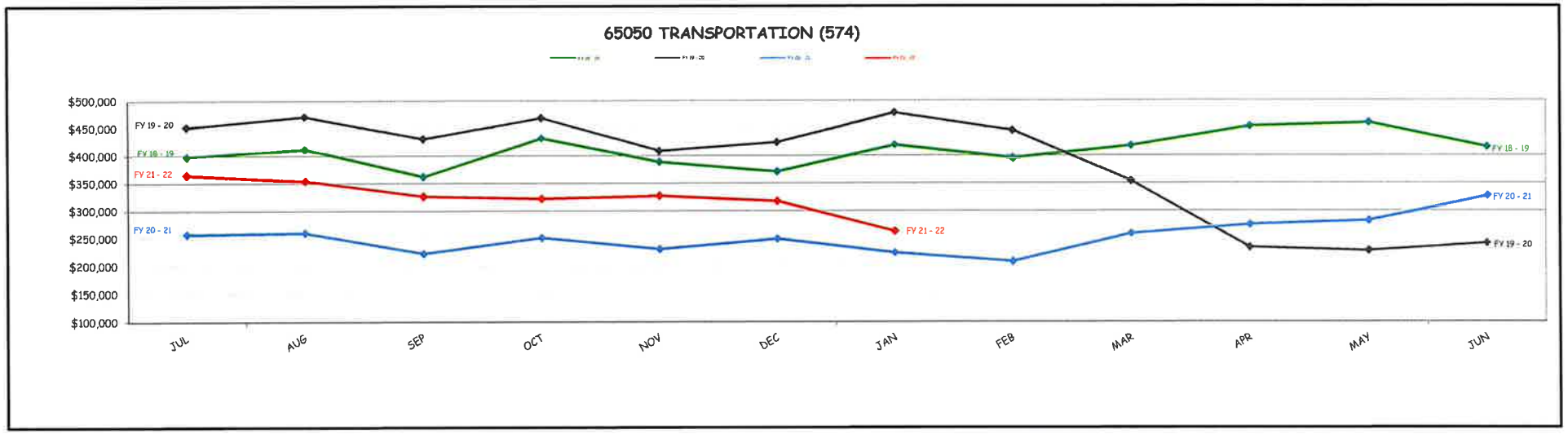

65050 TRANSPORTATION

	Total	Average	JUL	AUG	SEP	OCT	NOV	DEC	JAN	FEB	MAR	APR	MAY	JUN
[illegible]	4,446,307	370,526	344,551	405,821	355,386	374,977	365,324	336,810	383,991	352,732	388,113	377,381	389,967	371,254
[illegible]	4,933,927	411,161	398,267	413,183	362,508	432,553	399,503	371,628	420,132	396,278	418,498	454,592	460,650	416,135
[illegible]	4,635,899	386,325	452,334	471,716	430,757	469,007	408,706	424,487	477,849	446,025	352,349	383,618	327,524	240,527
[illegible]	3,054,125	254,510	257,972	260,778	223,310	251,902	231,513	249,912	224,780	209,027	259,307	275,962	283,124	226,538
[illegible]	2,282,386	326,055	365,954	355,347	327,348	323,068	328,102	318,617	263,950					
[illegible]		11.0	15.6	1.8	2.0	15.4	6.6	10.3	9.4	12.3	7.8	20.5	18.1	12.1

65050 Description - Transportation: Transportation expense reimbursement

This GL Account includes Service Codes: (#Clients/#Vendors)

048 -- CLIENT/PARENT SUPPORT/BEHV. IN (0/0)
55 -- COMMUNITY INTEGRATIO (1/1)
105 -- TRAVEL REIMBURSEMENT (3/24)
338 -- NON-MED TRANSPORT (0/5)
425 -- TRANS FAMILY MEMBER (0/0)
470 -- PD TRANSPORTATION SVC-FAMILY M (0/2)
875 -- TRANS COMPANIES (101/1)
880 -- TRANS ADDITIONAL COM (321/24)
883 -- TRANSPORTATION BROKER (0/1)
885 -- TRANSPORTATION-MED (0/1)
890 -- TRANS PAR/AUTO DRIV (0/0)
895 -- TRANS PUBLIC TRANSIT (149/12)

NOTES: Transportation services are provided so persons with a developmental disability may participate in programs and/or other activities identified in the IPP. A variety of sources may be used to provide transportation including: public transit and other providers; specialized transportation companies; day programs and/or residential vendors; and family members, friends, and others. Transportation services may include help in boarding and exiting a vehicle as well as assistance and monitoring while being transported.

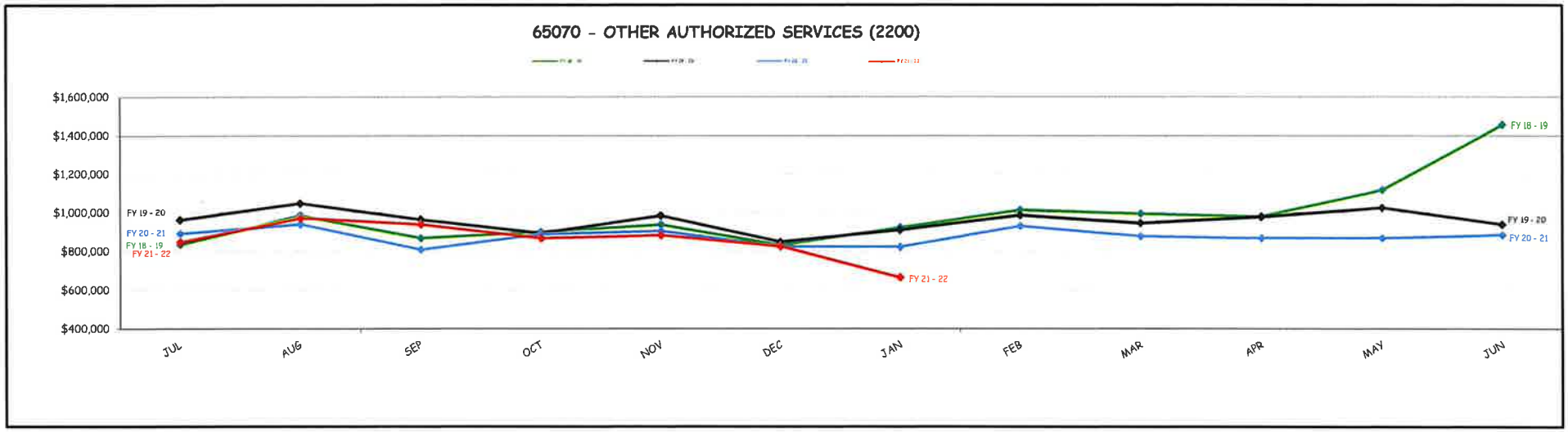

65070 OTHER AUTH SERV

	Total	Average	JUL	AUG	SEP	OCT	NOV	DEC	JAN	FEB	MAR	APR	MAY	JUN
[illegible]	10,638,540	886,545	720,001	860,704	726,088	745,899	863,998	720,092	790,464	915,300	848,101	801,410	950,959	1,695,534
[illegible]	11,858,705	988,225	835,481	985,451	869,294	902,122	939,715	832,650	923,863	1,015,273	995,158	981,272	1,120,185	1,458,241
[illegible]	11,486,662	957,222	962,297	1,048,109	963,999	894,290	984,476	849,023	910,612	986,809	945,580	978,011	1,025,128	938,526
[illegible]	10,523,775	876,981	892,530	941,530	809,925	890,288	906,028	824,193	824,555	932,003	878,965	868,942	869,186	835,630
[illegible]	6,016,479	859,497	850,377	973,863	941,135	870,139	884,905	828,551	667,509					
[illegible]		11.5	16.0	14.5	19.7	20.9	8.8	15.6	16.9	10.9	17.3	22.4	17.8	-14.0

65070 Description - Other Authorized Svcs: Vehicle modification, motel, purchase reimb., money mgmt, SSP, personal asst, record copy fee, communication aide, diaper svc, interpreter, translator, psychiatrist, als svcs

[illegible]

021 -- VEHICLE MODIFICATION/ADAPTATIO (0/1)
022 -- MOTEL (0/1)
024 -- PURCHASE REIMBURSEMENT (4/20)
034 -- MONEY MANAGEMENT (674/11)
051 -- LIFELINE EMERGENCY MONITORING (76/6)
062 -- PERSONAL ASSISTANCE (95/11)
063 -- COMMUNITY ACTIVITIES SUPPORT S (36/10)
065 -- SSP RESTORATION (681/681)
073 -- PARENT COORD. SUPPORTED LIV. P (0/1)
089 -- HOUSING ACCESS SVCS (11/1)
091 -- IN-HOME DAY PROGRAM (1/2)
100 -- PROF.COPYING,REPORTING, PARALE (5/5)
101 -- Housing Services (11/5)
102 -- Individual/Family Training (45/11)
104 -- ENVIRONMENTAL ACCESSABILITY (1/4)
109 -- PROG SUPP GRP (RES) (3/2)
111 -- SUPPLEMENTAL PROG SUPPORT O (26/4)
112 -- COMMUNICATION AIDES (0/2)
312--LIVE-IN CAREGIVER (0/2)
333 -- PART-DIR GOODS/SVCS (0/5)
334 -- INDIV TRAIN AND EDUC (0/5)
335 -- EMPLOYMENT SUPPORTS (2/3)
336 -- TECHNOLOGY SUPPORTS (2/5)
339 -- PREVOCATIONAL SUPP (0/1)
340 -- INDEPEND FACILITATOR (0/4)
356 -- ENVIRONMENT ACCESS (0/3)
358 -- PERS EMGCY RSPN SYST (0/1)
360 -- COMMUNICATION SUPP (0/3)
362 -- NUTRITIONAL CONSULT (0/3)
366 -- FAMILY/CONSUMR TRAIN (0/1)
371 -- TRAIN UNPAID CAREGVR (0/1)
377 -- VEHICLE MODIF/ADAPT (0/3)
610 -- ATTORNEY/LEGAL SERVICES (0/0)
627 -- DIAPER SERVICE (46/2)
642 -- INTERPRETER (3/1)
643 -- TRANSLATOR (30/14)
655 -- OUT-OF-STATE MANUFAC (0/1)
660 -- RETAIL/WHOLESALE (0/1)
780 -- PSYCHIATRIST (0/0)
896 -- SUPPORTED LIVING (478/28)

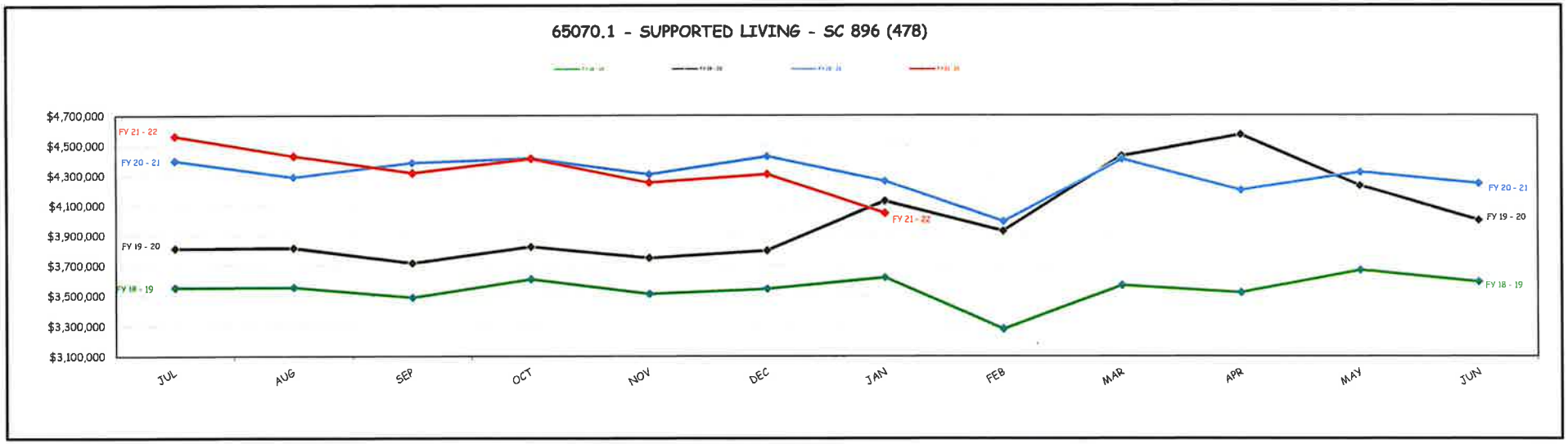

65070 SUPPORTED LIVING

	Total	Average	JUL	AUG	SEP	OCT	NOV	DEC	JAN	FEB	MAR	APR	MAY	JUN
[illegible]	40,694,651	3,391,221	3,221,479	3,274,943	3,220,561	3,366,533	3,365,329	3,476,050	3,534,022	3,282,169	3,573,499	3,458,284	3,466,034	3,435,729
[illegible]	42,535,308	3,544,609	3,553,874	3,558,325	3,489,787	3,611,848	3,513,573	3,547,060	3,622,915	3,579,662	3,570,083	3,521,777	3,671,682	3,594,722
[illegible]	48,017,601	4,001,467	3,813,803	3,818,512	3,717,083	3,825,838	3,750,817	3,799,750	4,129,149	3,929,450	4,429,021	4,571,413	4,231,389	4,001,366
[illegible]	51,700,092	4,308,341	4,401,017	4,293,128	4,368,487	4,418,139	4,311,663	4,432,051	4,265,898	3,996,065	4,411,712	4,205,089	4,325,736	4,251,107
[illegible]	30,359,412	4,337,059	4,565,564	4,435,079	4,321,313	4,416,491	4,255,687	4,313,017	4,052,261					
[illegible]		4.5	10.3	8.7	8.4	7.3	4.4	2.0	2.5	-0.1	-0.1	1.8	5.3	4.6

65070.1 Description - Supported Living - SC 896 only): Support with daily living to include, pet care, moving, transportation, finances, etc.
This GL Account includes Service Codes: 896 -- SUPPORTED LIVING (478/28)
(#Clients/#Vendors)

NOTES: 1. There is traditionally a significant dip in expenditures in the last month or two. This is attributed to several large SLS providers who typically bill one or two months late.

SLS consist of a broad range of services to adults with developmental disabilities who, through the Individual Program Plan (IPP) process, choose to live in homes they themselves own or lease in the community. These services help individuals exercise meaningful choice and control in their daily lives, including where and with whom to live. SLS is designed to foster individuals' nurturing relationships, full membership in the community, and work toward their long-range personal goals. Because these may be life-long concerns, Supported Living Services are offered for as long and as often as needed, with the flexibility required to meet a persons' changing needs over time, and without regard solely to the level of disability. SLS may include:

a) Assistance with selecting and moving into a home;
b) Choosing personal attendants and housemates;
c) Acquiring household furnishings;
d) Common daily living activities and emergencies;
e) Becoming a participating member in community life; and,
f) Managing personal financial affairs, as well as other supports.

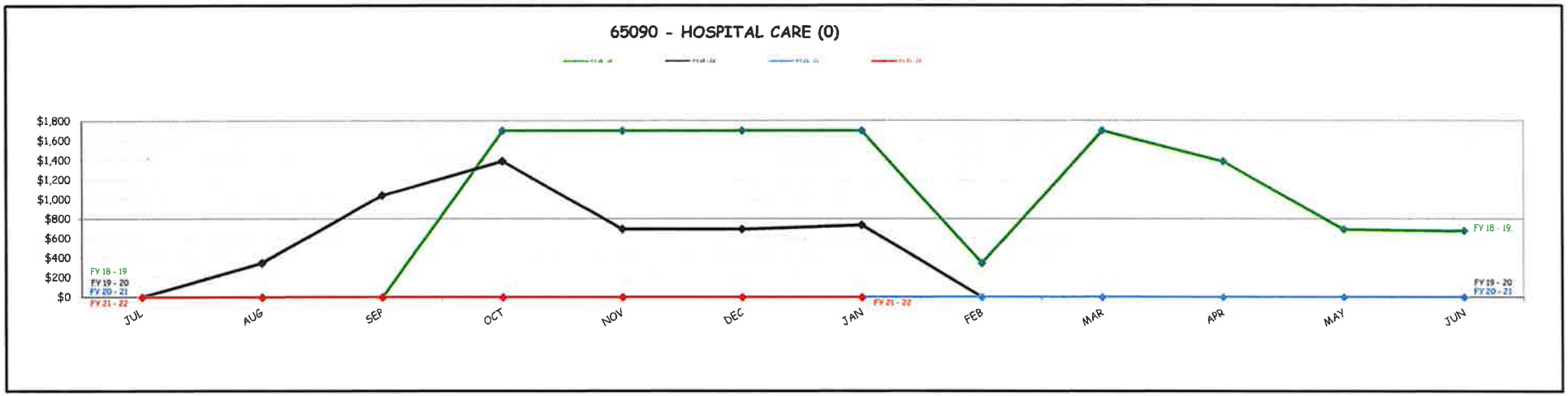

65090 HOSPITAL CARE

	Total	Average	JUL	AUG	SEP	OCT	NOV	DEC	JAN	FEB	MAR	APR	MAY	JUN
[illegible]	-	-	-	-	-	-	-	-	-	-	-	-	-	-
[illegible]	11,614	968	-	-	-	1,701	1,701	1,701	1,701	347	1,701	1,388	694	694
[illegible]	4,900	408	-	347	1,041	1,388	694	694	736	-	-	-	-	-
[illegible]	-	-	-	-	-	-	-	-	-	-	-	-	-	-
[illegible]	-	-	-	-	-	-	-	-	-	-	-	-	-	-
[illegible]		N/A	N/A	N/A	N/A	N/A	N/A	N/A	N/A	N/A	N/A	N/A	N/A	N/A

65090 Description - Hospital Care: Acute Care Hospital - Medical/Psychiatric
This GL Account includes Service Codes: 700 -- ACUTE CARE HOSPITAL (0/1)
(#Clients/#Vendors)

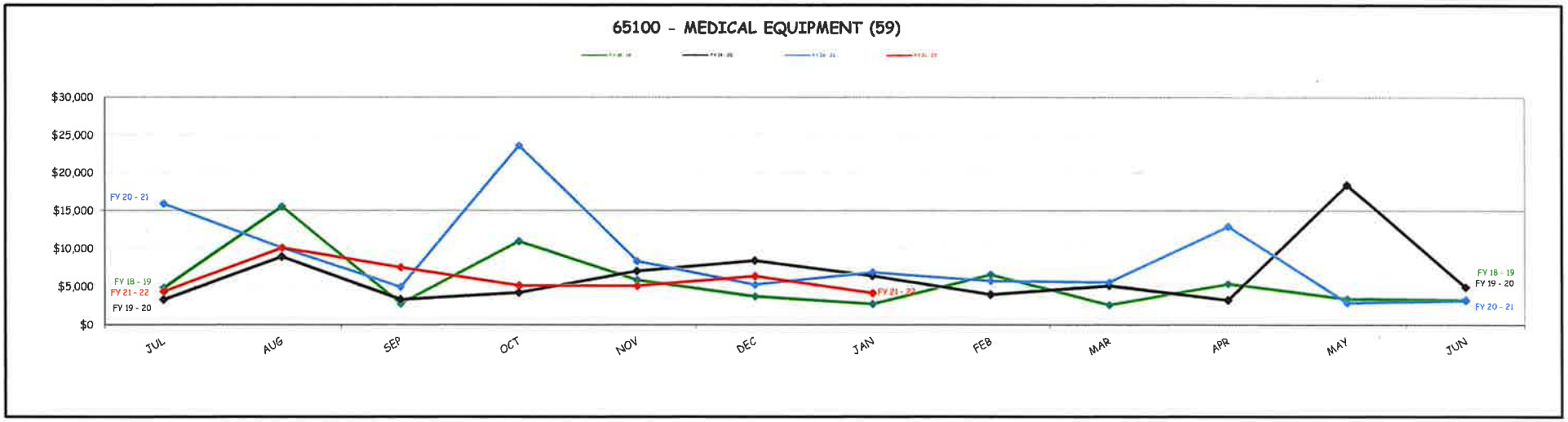

65100 - MEDICAL EQUIPMENT

	Total	Average	JUL	AUG	SEP	OCT	NOV	DEC	JAN	FEB	MAR	APR	MAY	JUN
[illegible]	93,292	7,774	2,446	8,328	4,967	4,685	3,622	6,571	12,452	2,939	2,344	36,414	3,269	4,255
[illegible]	68,278	5,690	4,858	15,558	2,803	11,017	5,922	3,775	2,783	6,645	2,662	5,427	3,467	3,351
[illegible]	77,397	6,450	3,278	8,926	3,336	4,226	7,048	8,431	6,450	3,978	5,127	3,248	18,408	4,941
[illegible]	106,047	8,837	15,904	10,148	4,970	23,670	8,424	5,322	6,953	5,807	5,655	13,000	2,959	3,235
[illegible]	43,233	6,176	4,429	10,159	7,573	5,207	5,175	6,443	4,247					
[illegible]		-26.8	98.6	86.8	-43.6	135.2	63.5	-42.6	-77.7	126.1	-20.4	-85.1	6.1	-21.2

65100 Description - Medical Equipment: Durable medical equipment, diapers, medical services not included under in another SC.

This GL Account includes Service Codes: 365 -- SPEC MED EQUIP&SUPP (0/5)
(#Clients/#Vendors) 410 -- DIAPER & NUTR. SUPPL. FAM. MEM (0/6)
725 -- DURABLE MED EQUIPMENT (59/7)
760 -- OTHER MEDICAL SERV (0/1)

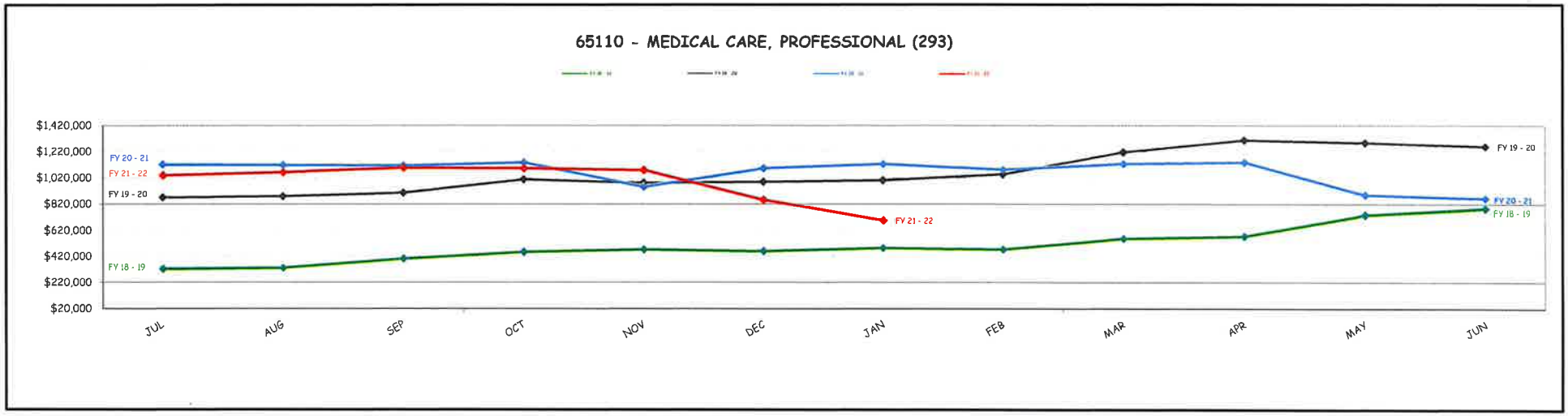

65110 - MEDICAL CARE, PROF

	Total	Average	JUL	AUG	SEP	OCT	NOV	DEC	JAN	FEB	MAR	APR	MAY	JUN
[illegible]	2,937,613	244,801	211,501	236,339	230,897	216,351	220,322	237,554	240,025	219,110	269,902	261,433	277,550	296,639
[illegible]	6,082,332	506,861	324,292	332,540	403,585	455,429	474,721	461,762	486,455	476,321	558,473	577,216	741,610	769,926
[illegible]	12,775,123	1,064,594	872,266	880,733	906,850	1,009,921	982,224	992,992	1,003,060	1,049,198	1,217,073	1,309,865	1,[illegible]69,297	1,261,644
[illegible]	12,798,776	1,066,565	1,123,672	1,120,070	1,116,704	1,141,348	954,270	1,096,132	1,129,997	1,085,400	1,130,013	1,142,007	8[illegible],965	866,198
[illegible]	6,948,769	992,681	1,042,391	1,067,564	1,101,371	1,096,277	1,084,108	855,328	701,730					
[illegible]		107.1	53.3	40.7	74.8	110.5	115.5	94.4	102.7	117.4	106.9	105.1	167.2	166.2

65110 Description - Medical Care, Professional - Clinicians (i.e. phsrmacist, dentist, dietician, PT, OT, MD (medical & psychiatrist), psychologist.

This GL Account includes Service Codes: 009 -- MEDICARE PART D (0/5)
(#Clients/#Vendors) 115-SPECIAL THERAPEUTIC SERV (3-20 (159/25)
117- SPECIAL THERAPEUTIC SERV (21+) (75/16)
367 -- DENTAL SERVICES (0/4)
368 -- LENSES AND FRAMES (0/4)
369 -- OPTOMETRIC/OPT SVCS (0/4)
370 -- PSYCHOLOGY SERVICES (0/4)
373 -- CHIROPRACTOR (0/4)
375 -- OCCUPATIONAL THERAPY (0/2)
376-- PHYSICAL THERAPY (0/2)
715 -- DENTISTRY (0/2)
720 -- DIETARY SERVICES (0/1)
765 -- PHARMACEUTICAL SERV (0/2)
772 -- PHYSICAL THERAPY (0/1)
773 -- OCCUPATIONAL THERAPY (1/1)
775 -- PHYSICIANS/SURGEONS (0/0)
780 -- PSYCHIATRIST (44/4)
785 -- CLINICAL PSYCHOLOGIST (58/7)

NOTES: 1. The increase starting in October, 2016 is due to a new service being started under the 117 service code (Special Therapeutic Services for clients age 21+).

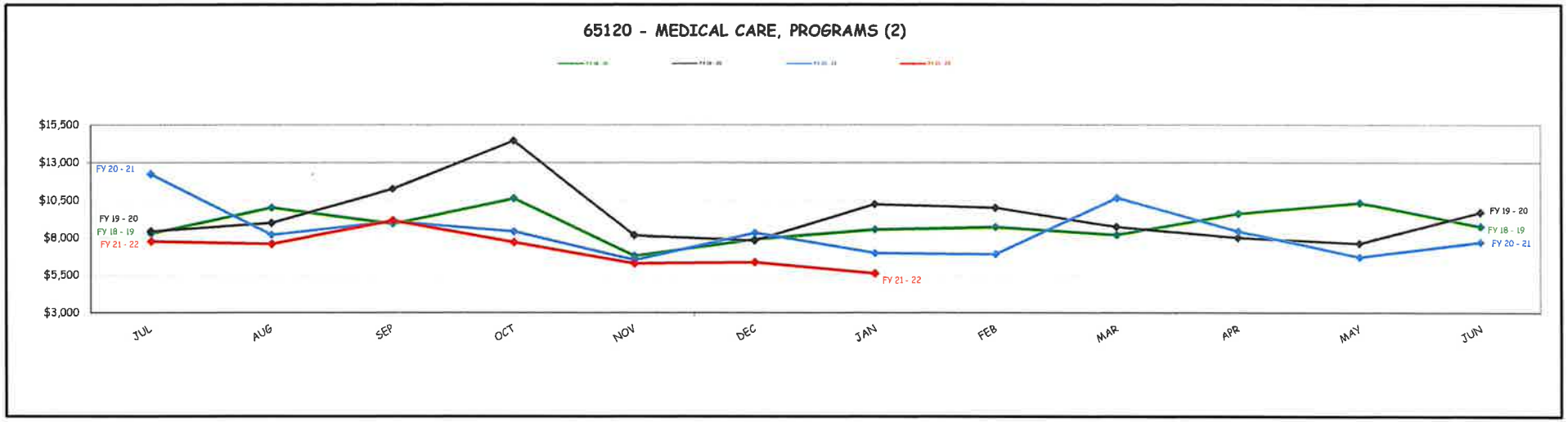

65120 - MEDICAL CARE, PROG

	Total	Average	JUL	AUG	SEP	OCT	NOV	DEC	JAN	FEB	MAR	APR	MAY	JUN
[illegible]	221,784	18,482	38,753	35,718	36,666	34,501	27,733	6,697	7,790	6,171	7,632	6,847	6,579	6,697
[illegible]	79,350	6,613	5,493	7,812	7,137	7,643	6,534	6,142	6,694	5,679	5,856	7,182	6,139	6,940
[illegible]	106,869	8,906	8,276	10,017	8,941	10,643	6,803	7,922	8,573	8,727	8,215	9,629	10,348	8,775
[illegible]	113,422	9,452	8,431	8,996	11,261	14,450	8,174	7,815	10,133	9,998	8,731	8,011	7,620	9,702
[illegible]	100,351	8,363	12,244	8,207	9,084	8,436	6,525	8,344	7,005	6,915	10,688	8,458	6,718	7,727
[illegible]	50,635	7,234	7,783	7,626	9,171	7,730	6,306	6,376	5,643					
[illegible]		34.7	50.7	28.2	25.3	39.3	4.1	29.0	28.1	53.7	40.3	34.1	65.9	26.4

65120 Description - Medical Care, Programs - Health Centers (i.e., Audiology facility). Health Care Professionals (i.e. LVN, RN, HHA, Pharmacist)

This GL Account includes Service Codes: (#Clients/#Vendors)

310 -- RESPITE IN-HOME (0/2)
313 -- HOMEMAKER (0/3)
359 -- HOME HEALTH AIDE (0/1)
361 -- SKILLED NURSING (0/4)
702 -- ADULT DAY HEALTH CENTER (0/2)
730 -- AUDIOLOGY FACILITY (0/1)
742 -- LICENSED VOCATIONAL NURSE (1/1)
744 -- REGISTERED NURSE (0/2)
765 -- PHARMACEUTICAL SERV (0/1)
854 -- HOME HEALTH AGENCY (1/1)

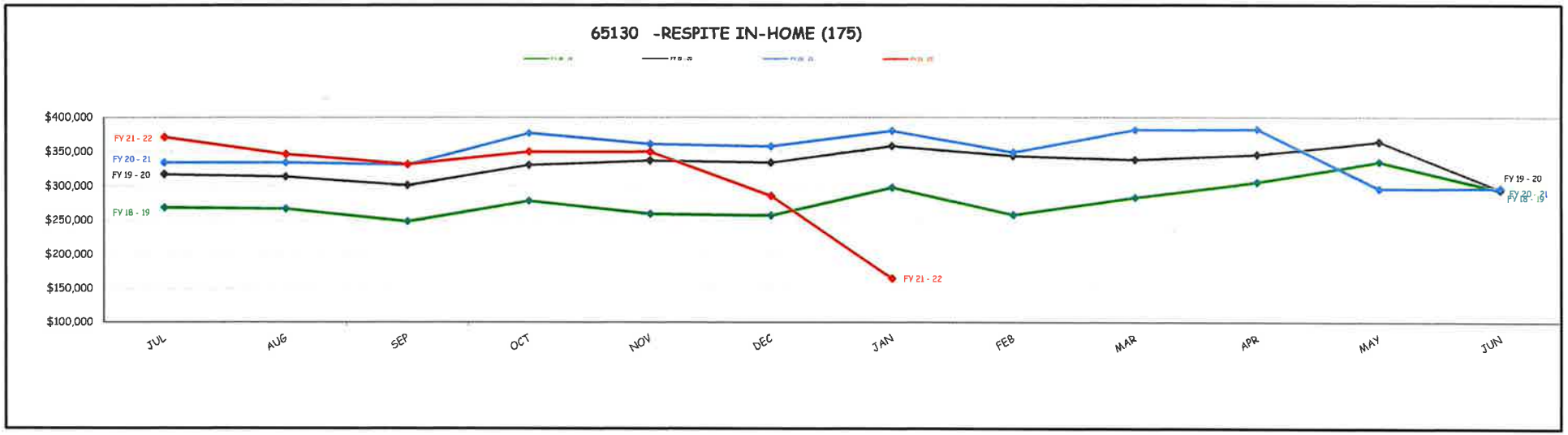

65130 - RESPITE IN-HOME

	Total	Average	JUL	AUG	SEP	OCT	NOV	DEC	JAN	FEB	MAR	APR	MAY	JUN
[illegible]	3,302,290	275,191	284,021	265,940	263,209	292,298	276,882	264,466	303,002	258,908	271,178	302,789	273,672	245,925
[illegible]	3,362,541	280,212	269,360	267,587	249,087	279,383	260,202	257,956	298,699	258,788	284,253	306,515	335,893	294,818
[illegible]	3,981,497	331,791	317,218	313,985	301,492	330,851	337,174	334,341	358,158	343,920	338,820	346,105	364,487	295,146
[illegible]	4,191,536	349,295	334,640	334,772	331,530	377,916	362,030	358,573	381,388	349,993	321,657	383,510	296,967	297,560
[illegible]	2,205,595	315,085	371,992	347,433	332,332	350,898	350,434	286,799	165,707					
[illegible]		1.8	-5.2	0.6	-5.4	-4.4	-6.0	-2.5	-1.4	0.0	4.8	1.2	22.7	19.9

65130 Description - Respite in-home - Provided by family, HHA to include nursing and respite care in the home.

This GL Account includes Service Codes: (#Clients/#Vendors)

310 -- RESPITE IN-HOME (0/2)
313 -- HOMEMAKER (0/3)
359 -- HOME HEALTH AIDE (0/1)
420-- RESPITE SERVICE FAMILY MEMBER (0/0)
460 -- PD NURSING SVC-FAMILY MEMBER (0/1)
465 -- PD RESPITE SVC-FAMILY MEMBER (0/1)
490 -- FMS F/EA (0/1)
491 -- FMS CO-EMPLOYER (0/1)
854 -- HOME HEALTH AGENCY (0/1)
858 -- HOMEMAKER (4/1)
860 -- HOMEMAKER PROGRAM (17/3)
862 -- IN-HOME RESPITE SERV (154/8)

NOTES: In-Home Respite Services are intermittent or regularly scheduled temporary non-medical care and/or supervision provided in the person's home. In-Home Respite services are support services which typically include:

a) Assisting the family members to enable a person with developmental disabilities to stay at home;
b) Providing appropriate care and supervision to protect that person's safety in the absence of a family member(s);
c) Relieving family members from the constantly demanding responsibility of providing care; and
d) Attending to basic self-help needs and other activities that would ordinarily be performed by the family member.

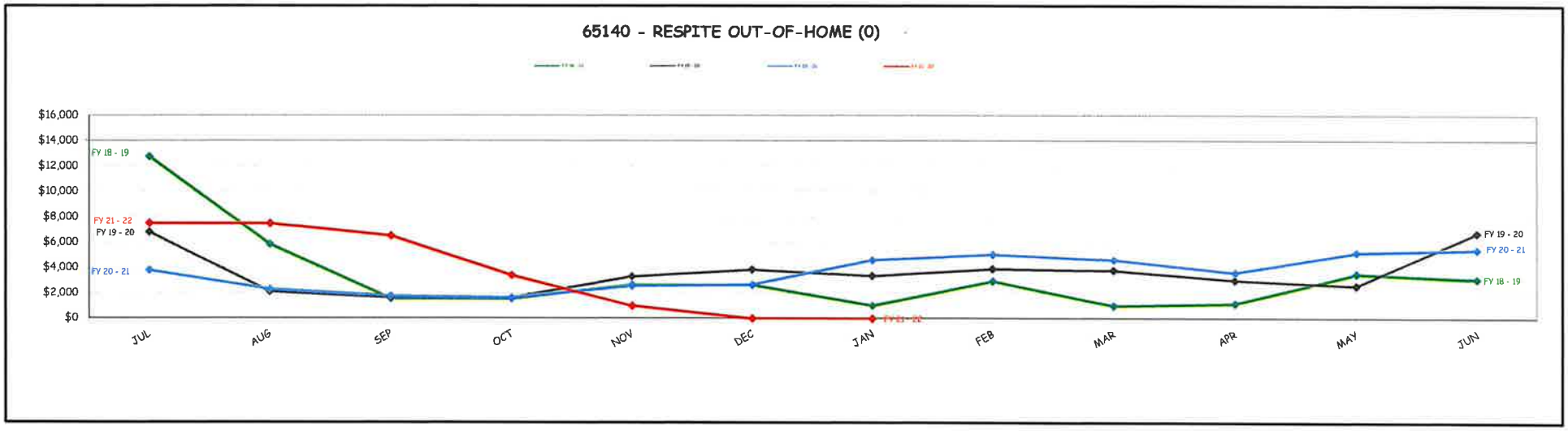

65140 - RESPITE OUT-OF-HOME

	Total	Average	JUL	AUG	SEP	OCT	NOV	DEC	JAN	FEB	MAR	APR	MAY	JUN
	89,847	7,487	14,941	5,151	6,368	3,474	8,206	7,147	9,583	6,567	6,723	6,489	7,257	7,941
	39,794	12,756	12,756	5,858	1,547	1,547	2,656	2,649	1,009	2,952	1,002	1,194	3,514	3,110
	42,606	3,551	6,799	2,103	1,625	1,625	3,289	3,840	3,345	3,907	3,774	3,011	2,560	6,725
	43,364	3,614	3,782	2,300	1,761	1,649	2,576	2,681	4,627	5,077	4,627	3,625	5,222	5,437
	35,977	3,711	7,530	7,507	6,523	3,415	1,002	-	-	-	-	-	-	-
		70.4	-14.6	13.7	-75.7	-55.5	-67.6	-62.9	-89.5	-55.0	-85.1	-81.6	-51.6	-60.8

65140 Description - Respite Out-of-Home - Respite provided out of home to include, day care for adult/child and all out of home respite services.

This GL Account includes Service Codes:
(#Clients/#Vendors)

74 -- OHR/ACUTE CARE FACIL (0/1)
405 -- DAY CARE-FAMILY MEMBER (0/0)
455 -- PD DAY CARE SVC-FAMILY MEMBER (0/1)
490 -- FMS F/EA (0/0)
850 -- CAMPING SERVICES (0/2)
851 -- CHILD DAY CARE (0/1)
855 -- ADULT DAY CARE (0/0)
868 -- OUT-OF-HOME RESPITE SERVICES (0/1)
869 -- OUT OF HOME RESPITE FACILITY (0/0)

NOTES: Respite services typically are obtained from a respite vendor, by use of vouchers and/or alternative respite options. Vouchers are a means by which a family may choose their own service provider directly through a payment, coupon or other type of authorization.

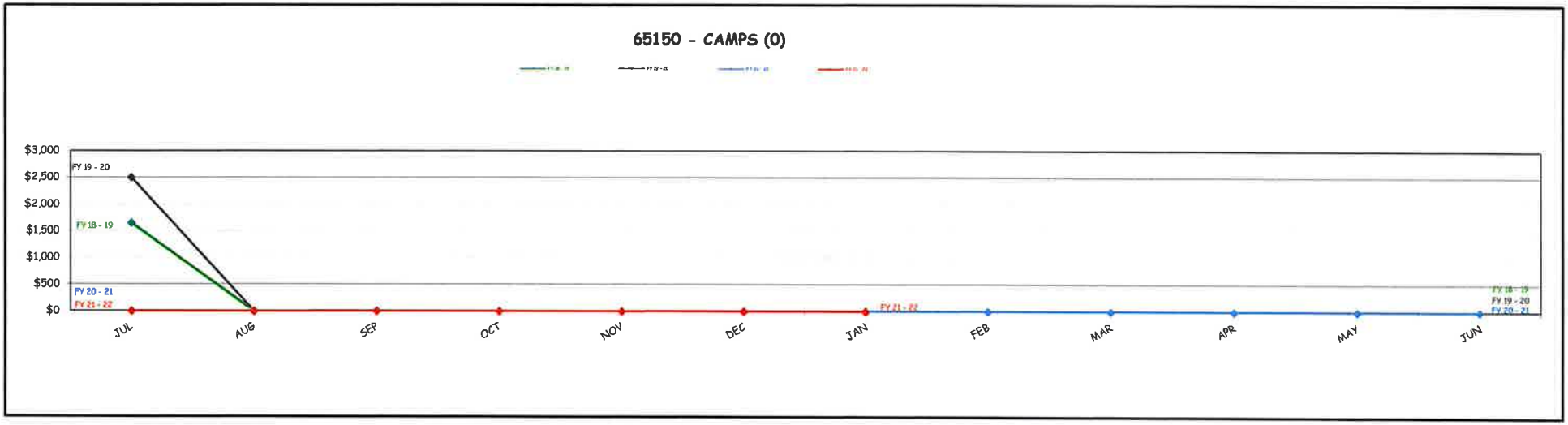

65150 - CAMPS

	Total	Average	JUL	AUG	SEP	OCT	NOV	DEC	JAN	FEB	MAR	APR	MAY	JUN
	2,563	214	1,709	-	-	-	-	-	-	-	-	-	-	854
	1,647	137	1,647	-	-	-	-	-	-	-	-	-	-	-
	2,501	208	2,501	-	-	-	-	-	-	-	-	-	-	-
	-	-	-	-	-	-	-	-	-	-	-	-	-	-
	-	-	-	-	-	-	-	-	-	-	-	-	-	-
		-35.7%	-3.6%	N/A	N/A	N/A	N/A	N/A	N/A	N/A	N/A	N/A	N/A	N/A

65150 Description - Camp - Camping services.
This GL Account includes Service Codes: 850 -- CAMP (0/2)
(#Clients/#Vendors)

NOTES: 1. While camps can not be used for recreational purposes, they can be used as a form of out-of-home respite.

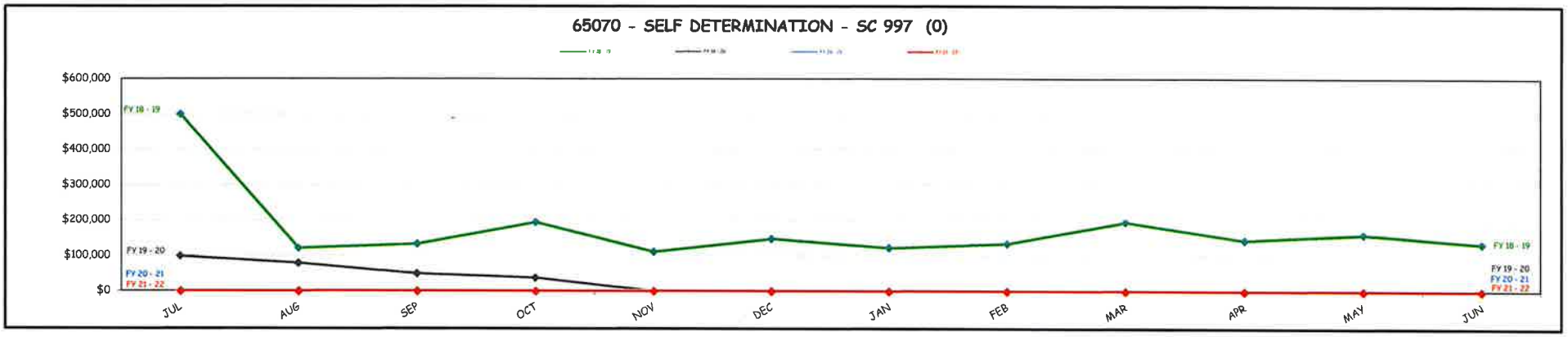

65170 - SELF DETERMINATION

	Total	Average	JUL	AUG	SEP	OCT	NOV	DEC	JAN	FEB	MAR	APR	MAY	JUN
[illegible]	1,835,183	242,368	242,368	95,979	124,417	209,509	122,597	118,661	153,507	150,148	153,919	128,010	204,507	131,561
[illegible]	2,096,089	174,674	499,871	120,670	132,965	194,149	111,359	147,485	122,409	134,083	194,965	144,040	160,364	133,729
[illegible]	262,938	21,912	98,395	78,626	49,029	36,868	-	-	-	-	-	-	-	-
[illegible]	-	-	-	-	-	-	-	-	-	-	-	-	-	-
[illegible]	-	-	-	-	-	-	-	-	-	-	-	-	-	-
[illegible]		-27.9	106.2	25.7	6.9	-7.3	-9.2	24.3	-20.3	-10.7	26.7	12.5	-21.6	1.6

65070 Description - Self-Determination SC 997 only - Services including, but not limited to services provided by fiscal intermediary and/or support broker to implement IPP and budget.

This GL Account includes Service Codes: 997 -- SELF DETERMINATION (0/2)
(#Clients/#Vendors)

NOTES:
1. There is a traditional spike in Self Determination expenditures in the month of July as all individual's whose budgets do not coincide with the fiscal year (7/1 to 6/30) need an advance to ensure there is not interruption in provided services.
2. As of 7/1/18 there are 25 clients in RCRC's Self Determination Program. Over the next 3 years, another 30 clients will be added as part of the State's implementation of this program state-wide.

CLIENT BENEFIT FUND ACCOUNT LOG							
HUMBOLDT AREA FUND (HAF)							
Statement			Balance		Change		
Date	For the Period		Beginning	Ending	This Period	Change from 9/11	As a %
Sept. 2011	7/1/2011	9/30/2011	$ 53,087.31	$ 46,780.77	$ (6,306.54)	$ (6,306.54)	-11.9%
Dec. 2011	10/1/2011	12/31/2011	$ 46,780.77	$ 48,724.43	$ 1,943.66	$ (4,362.88)	-8.2%
March 2012	1/1/2012	3/31/2012	$ 48,724.43	$ 51,846.00	$ 3,121.57	$ (1,241.31)	-2.3%
June 2012	4/1/2012	6/30/2012	$ 51,846.00	$ 49,969.13	$ (1,876.87)	$ (3,118.18)	-5.9%
Sept. 2012	7/1/2012	9/30/2012	$ 49,969.13	$ 52,126.50	$ 2,157.37	$ (960.81)	-1.8%
Dec. 2012	10/1/2012	12/31/2012	$ 52,126.50	$ 53,001.88	$ 875.38	$ (85.43)	-0.2%
March 2013	1/1/2013	3/31/2013	$ 53,001.88	$ 55,662.48	$ 2,660.60	$ 2,575.17	4.9%
June 2013	4/1/2013	6/6020/13	$ 55,662.48	$ 55,380.87	$ (281.61)	$ 2,293.56	4.3%
Sept. 2013	7/1/2013	9/30/2013	$ 55,380.87	$ 58,170.02	$ 2,789.15	$ 5,082.71	9.6%
Dec. 2013	10/1/2013	12/31/2013	$ 58,170.02	$ 61,637.08	$ 3,467.06	$ 8,549.77	16.1%
March 2014	1/1/2014	3/31/2014	$ 61,637.08	$ 61,697.62	$ 60.54	$ 8,610.31	16.2%
June 2014	4/1/2014	6/30/2014	$ 61,697.62	$ 63,558.63	$ 1,861.01	$ 10,471.32	19.7%
Sept. 2014	7/1/2014	9/30/2014	$ 63,558.63	$ 61,734.39	$ (1,824.24)	$ 8,647.08	16.3%
Dec. 2014	10/1/2014	12/31/2014	$ 61,734.39	$ 62,729.34	$ 994.95	$ 9,642.03	18.2%
March 2015	1/1/2015	3/31/2015	$ 62,729.34	$ 63,520.38	$ 791.04	$ 10,433.07	19.7%
June 2015	4/1/2014	6/30/2015	$ 63,520.38	$ 63,311.57	$ (208.81)	$ 10,224.26	19.3%
Sept. 2015	7/1/2015	9/30/2015	$ 63,311.57	$ 59,280.15	$ (4,031.42)	$ 6,192.84	11.7%
Dec. 2015	10/1/2015	12/31/2015	$ 59,280.15	$ 60,442.44	$ 1,162.29	$ 7,355.13	13.9%
March 2016	1/1/2016	3/31/2016	$ 60,442.44	$ 60,202.31	$ (240.13)	$ 7,115.00	13.4%
June 2016	4/1/2016	6/30/2016	$ 60,202.31	$ 60,524.73	$ 322.42	$ 7,437.42	14.0%
Sept. 2016	7/1/2016	9/30/2016	$ 60,524.73	$ 60,788.90	$ 264.17	$ 7,701.59	14.5%
Dec. 2016[1]	10/1/2016	12/31/2016	$ 60,788.90	$ 60,270.46	$ (518.44)	$ 7,183.15	13.5%
March 2017[2]	1/1/2017	3/31/2017	$ 60,270.46	$ 66,597.48	$ 6,327.02	$ 13,510.17	25.4%
June 2017	4/1/2017	6/30/2017	$ 66,597.48	$68,483.41	$ 1,885.93	$15,396.10	29.0%
Sept. 2017	7/1/2017	9/30/2017	$ 68,483.41	$ 70,609.27	$ 2,125.86	$ 17,521.96	33.0%
Dec. 2017	10/1/2017	12/31/2017	$ 70,609.27	$ 73,519.41	$ 2,910.14	$ 20,432.10	38.5%
March 2018	1/1/2018	3/31/2018	$ 73,519.41	$ 73,022.36	$ (497.05)	$ 19,935.05	37.6%
June 2018	4/1/2018	6/30/2018	$ 73,022.36	$ 72,293.83	$ (728.53)	$ 19,206.52	36.2%
Sept. 2018	7/1/2018	9/30/2018	$ 72,293.83	$ 73,821.37	$ 1,527.54	$ 20,734.06	39.1%
Dec. 2018	10/1/2018	12/31/2018	$ 73,821.37	$ 66,059.97	$ (7,761.40)	$ 12,972.66	24.4%
Mar 2019	1/1/2019	3/31/2019	$ 66,059.97	$ 72,116.35	$ 6,056.38	$ 19,029.04	35.8%
Jun 2019	4/1/2019	6/30/2019	$ 70,601.64	$ 74,062.15	$ 3,460.51	$ 20,974.84	39.5%
Sept 2019	7/1/2019	9/30/2019	$ 74,062.15	$ 74,764.47	$ 702.32	$ 21,677.16	40.8%
Dec 2019	10/1/2019	12/31/2019	$ 74,764.47	$ 78,230.27	$ 3,465.80	$ 25,142.96	47.4%
March 2020[3]	1/1/2020	3/31/2020	$ 78,230.27	$ 63,207.04	$ (15,023.23)	$ 10,119.73	19.1%
June 2020[4]	4/1/2020	6/30/2020	$ 63,207.04	$ 70,670.73	$ 7,463.69	$ 17,583.42	33.1%
Sept 2020	7/1/2020	9/30/2020	$ 70,670.73	$ 75,164.86	$ 4,494.13	$ 22,077.55	41.6%
Dec 2020	10/1/2020	12/31/2020	$ 75,164.86	$ 85,724.68	$ 10,559.82	$ 32,637.37	61.5%
Mar 2021	1/1/2021	3/31/2021	$ 85,724.68	$ 87,310.53	$ 1,585.85	$ 34,223.22	64.5%
Jun 2021	4/1/2021	6/30/2021	$ 87,310.53	$ 92,333.59	$ 5,023.06	$ 39,246.28	73.9%
Sept 2021	7/1/2021	9/30/2021	$ 92,333.59	$ 90,621.38	$ (1,712.21)	$ 37,534.07	70.7%
Dec 2021	10/1/2021	12/31/2021	$ 90,621.38	$ 94,266.38	$ 3,645.00	$ 41,179.07	77.6%
Jan 2022	1/1/2022	1/31/2022	$ 94,266.38	$ 90,147.59	$ (4,118.79)	$ 37,060.28	69.8%

NOTES:

1. In November 2016 $27,274.80 was transferred from the CFMC to HAF per BOD directive.
2. The significant increase in the account value in 2017 is from unrealized capital gains.
3. Significant decrease in the account value due to capitol losses from COVID-19.
4. Received gift of $21,000 in this quarter for tablets, Paid $24,276 to NDSS to purchase bulk tablets

HUMBOLDT AREA FOUNDATION
Wild Rivers COMMUNITY FOUNDATION

363 Indianola Road, Bayside, CA 95524
info@hafoundation.org
(707) 442-2993

Redwood Coast Regional Center - Mendocino County
Redwood Coast Regional Center - Mendocino County c/o Dr.
1116 Airport Park Blvd
Ukiah, CA 95482

RCRC Client Benefit Fund

Jan. 2022 - Fund Statement

Summary:	Current Period 01/01/2022 - 01/31/2022	Year to Date 07/01/21 - 01/31/22
Beginning Fund Balance	**94,266.38**	**92,333.59**
Gifts	0.00	0.00
Total Investment Return	(4,005.96)	(536.24)
Grants, Payments & Fees	(112.83)	(1,649.76)
Total Other Activity	0.00	0.00
Ending Fund Balance	**90,147.59**	**90,147.59**

Details:		
Investment Activity:		
Interest	4.22	32.09
Dividends	24.39	1,305.23
Realized Capital Gains/Losses	(48.60)	1,798.63
Unrealized Capital Gains/Losses	(3,985.97)	(3,672.19)
Other Income	0.00	0.00
Grant Income	0.00	0.00
Total Investment Return	**(4,005.96)**	**(536.24)**
Grants, Payments & Fees:		
Grants/Scholarships	0.00	(800.00)
CRT Payments	0.00	0.00
Foundation Support Fees	(112.83)	(807.15)
Fundraising Expense	0.00	0.00
Quarterly Investment Consulting Fee	0.00	(42.61)
Total Grants, Payments & Fees	**(112.83)**	**(1,649.76)**
Other Activity		
Grants Canceled/Reduced	0.00	0.00
Misc. Adjustment	0.00	0.00
Total Other Activity	**0.00**	**0.00**
Ending Fund Balance	**90,147.59**	**90,147.59**

If you'd like to receive your statement via email - please call or email us anytime.

HUMBOLDT AREA FOUNDATION
Wild Rivers COMMUNITY FOUNDATION

363 Indianola Road, Bayside, CA 95524
info@hafoundation.org
(707) 442-2993

RCRC Client Benefit Fund

No gifts this period.

No grants this period.

Executive Committee

Board of Directors
Executive Committee Meeting
Friday, February 11, 2022

Executive Committee Members Present: Beverly Fontaine; Treasurer, Tamera Leighton: President, Will Lewis: Client Liaison, and Mike Sawyer; Vice President

Absent: Allison Hillix: Secretary

RCRC Staff Present: Nichole Haydon: Director of Human Resources, Amy Medina: Director of Administration, , Kim S, Kim Orsi: Executive Assistant, Dr. Kim Smalley: Executive Director

Others Present: "C": Community Member and Enrique Ulloa: Translator

Independent Auditing Firm Members Present: Thea Edolsa, Andy Ou, Scott Seamands, Charlotte Tay, and Alex Wong

1. **Call to Order/Roll Call/Introductions**: T. Leighton called the meeting to order at 1:35 p.m. K. Orsi reported that a quorum was present. T. Leighton called for introductions.

2. **RCRC's Independent Audit**: T. Leighton called on the Auditing Team for an overview of the audit. Mr. Scott Seamands provided the following updates:

   Required Communication: There were no difficulties during the audit with communication with RCRC, audit adjustments were standard and there were no disagreements.

   Financial Statements Through June 30, 2021: The unmodified opinion of the audit is clean, meaning there were no findings. The Financial Statements included Statement of Financial Position, Statement of Activities, Statement of Functional Expenses, Statement of Cash Flows and included Notes to the Financial Statement. On page 19, the Internal Control over Financial Reporting and Compliance in accordance with Government Auditing Standings was also clean with no findings.

   There was a call for questions. T. Leighton asked for clarity of what unfunded liability and receivables are. Mr. Seamnds reported that this is the CalPERS retirement program (for employees) which is unfunded pension liability and receivables.

   Internal Control Testing was completed which included a review of Financial Close and Reporting, General Computer Controls, Bank Reconciliations, Cash Receipts, Cash Disbursements, Purchase of Services and Operations, Payroll, Medicaid Waiver, and State Claims. There were no exceptions (no findings) reported.

   Finalization of the Financial Statements: If there are not further suggestions or changes by the board the audit can be finalized and signed.

3. **RCRC's Federal Tax Return 990 Tax Filing:** Mr. Alex Wong reviewed the Report with the committee through which follows the Financial Statements. There were several minor changes noted as Dr. Smalley's name was not consistent throughout the document and was corrected to reflect Dr. Kimberly Smalley throughout.

There was a final call for questions and hearing none, T. Leighton called for a motion and a second to take this committee's recommendation to the full board during the March 9, 2022 Board meeting for action to revise, approve or reject RCRC's Independent Audit and Federal Tax Return 990. Approval will allow the Audit to be finalized and reported to DDS and RCRC can file its 990 Tax filing with the IRS.

M/S/C: M. Sawyer (B. Fontaine) motioned to recommend to the full board during the March 9, 2022 Board meeting action to revise, approve or reject the Independent Audit and Federal Tax Return 990 Tax Filing. K. Orsi called a vote by roll call and the motion carried.

4. **RCRC's Personnel Policies:** T. Leighton called on N. Haydon to review the updates to the RCRC Personnel Policies with this committee. The following updates were noted:
    - 7.1 Holidays:
        - Addition of Juneteenth Holiday was added
    - 7.3 Sick Leave
        - Part-time Sick Leave hours were increased to 36 hours.
    - 7.6 Leave of Absence
        - Personal Leave of Absence was updated to one month.
        - California Family Rights Act (CFRA): Updated to 2022 standard.
    - 8.4 Business Conduct and Ethics
        - Prohibited Gifts: Clarification of the policy in that employees may not accept common courtesies, such as meals, from perspective or current vendors or independent contractors is prohibited.
    - 13.17 Paycheck Deductions
        - Updated to 2022 standard.
    - 16 Acknowledgement and Agreement
        - Updated to 2022 standard

T Leighton called for questions and hearing none requested a motion and a second to take this committee's recommendation to the full board during the March 9, 2022 Board meeting for action to revise, approve or reject the changes to the RCRC Personnel Policies. Approval of these changes will bring RCRC Personnel Policies in compliance.

M/S/C: M. Sawyer (B. Fontaine) motioned to recommend to the full board during the March 9, 2022 Board meeting action to revise, approve or reject the changes to the RCRC Personnel Policies. K. Orsi called a vote by roll call and the motion carried.

5. Close the Meeting: T. Leighton adjourned the meeting at 2:29 p.m.

Respectfully submitted by:
K. Orsi, Executive Assistant

Acronyms: Updated 1/12/2022

AB: Assembly Bill
ADA: Americans with Disabilities Act
ARCA: Association of Regional Center Agencies
ASD: Autism Spectrum Disorder
ASP: Alliance of Service Providers
BCBA: Board Certified Behavioral Analyst
CAC: Client Advisory Committee
Cal-ABLE: California Achieving a Better Life Experience
Cal-OSHA: California Occupational Safety and Health Act
CARF: Commission on Accreditation of Rehabilitation
CCL: Community Care Licensing
CDC: Center for Disease Control
CDER: Client Development Evaluation Report
CPP: Community Placement Plan
CRA: Clients' Rights Advocate
CRDP: Community Resource and Development Plan
DDS: Department of Developmental Services
DHHS: Department of Health and Human Services
DNR: Do Not Resuscitate
DSP: Direct Support Professionals
EBSH: Enhanced Behavioral Home
ED: Executive Director
EVV: Electronic Visit Verification
HCAR: Humboldt Community Access and Resource Center
HDO: Housing Development Plan
HSU: Humboldt State University
I/DD: Intellectual/Developmental Disability
IEP: Individualized Education Program
IFSP: Individual Family Service Plan
ILS: Independent Living Service
IPP: Individualized Program Plan
LCSW: Licensed Clinical Social Worker
MHSA: Mental Health Services' Act
MSW: Master of Social Work
NCI: National Core Indicator
OCRA: Office of Clients' Rights Advocacy (See CRA)
OPS: Operations
PEP: Purchase of Services Expenditure Projection
PPE: Personal Protection Equipment
POS: Purchase of Services
QA: Quality Assurance
RAC: Regional Advisory Committee
RCDSC: Redwood Coast Developmental Services Corporation
RCHDC: Rural Communities Housing Development Corporation
RCRC: Redwood Coast Regional Center
SCDD: State Council on Developmental Disabilities
SDP: Self Determination Program
SLS: Supported Living Service
SB: Senate Bill
SELPA: Special Education Local Plan Area
SSI: Social Security Income
SSP: State Supplementary Program
START: Systemic, Therapeutic, Assessment, Resource and Treatment
TA: Technical Assistance
UVAH: Ukiah Valley Association of Habilitation
WIC: Welfare and Institutions Code
YAI: No acronym (long name was dropped years ago by agency)

REDWOOD COAST DEVELOPMENTAL SERVICES CORPORATION

(A California Nonprofit Public Benefit Corporation)

FINANCIAL STATEMENTS

AND

INDEPENDENT AUDITOR'S REPORT

YEAR ENDED JUNE 30, 2021

TENTATIVE & PRELIMINARY
For Discussion Purposes Only

REDWOOD COAST DEVELOPMENTAL SERVICES CORPORATION

(A California Nonprofit Public Benefit Corporation)

FINANCIAL STATEMENTS

YEAR ENDED JUNE 30, 2021

TABLE OF CONTENTS

	Page
Independent Auditor's Report	1
Statement of Financial Position	3
Statement of Activities	4
Statement of Functional Expenses	5
Statement of Cash Flows	6
Notes to Financial Statements	8
Independent Auditor's Report on Internal Control Over Financial Reporting and on Compliance and Other Matters Based on an Audit of Financial Statements Performed in Accordance with *Government Auditing Standards*	19

* * * *

Board of Directors
Redwood Coast Developmental Services Corporation
Ukiah, California

INDEPENDENT AUDITOR'S REPORT

Report on the Financial Statements

We have audited the accompanying financial statements of Redwood Coast Developmental Services Corporation, a California nonprofit public benefit corporation, which comprise the statement of financial position as of June 30, 2021, and the related statements of activities, functional expenses, and cash flows for the year then ended, and the related notes to the financial statements.

Management's Responsibility for the Financial Statements

Management is responsible for the preparation and fair presentation of these financial statements in accordance with accounting principles generally accepted in the United States of America; this includes the design, implementation, and maintenance of internal control relevant to the preparation and fair presentation of financial statements that are free from material misstatement, whether due to fraud or error.

Auditor's Responsibility

Our responsibility is to express an opinion on these financial statements based on our audit. We conducted our audit in accordance with auditing standards generally accepted in the United States of America and the standards applicable to financial audits contained in *Government Auditing Standards*, issued by the Comptroller General of the United States. Those standards require that we plan and perform the audit to obtain reasonable assurance about whether the financial statements are free from material misstatement.

An audit involves performing procedures to obtain audit evidence about the amounts and disclosures in the financial statements. The procedures selected depend on the auditor's judgment, including the assessment of the risks of material misstatement of the financial statements, whether due to fraud or error. In making those risk assessments, the auditor considers internal control relevant to the entity's preparation and fair presentation of the financial statements in order to design audit procedures that are appropriate in the circumstances, but not for the purpose of expressing an opinion on the effectiveness of the entity's internal control. Accordingly, we express no such opinion. An audit also includes evaluating the appropriateness of accounting policies used and the reasonableness of significant accounting estimates made by management, as well as evaluating the overall presentation of the financial statements.

We believe that the audit evidence we have obtained is sufficient and appropriate to provide a basis for our audit opinion.

Opinion

In our opinion, the financial statements referred to above present fairly, in all material respects, the financial position of Redwood Coast Developmental Services Corporation as of June 30, 2021, and the changes in its net assets and its cash flows for the year then ended in accordance with accounting principles generally accepted in the United States of America.

Report on Other Legal and Regulatory Requirements

In accordance with *Government Auditing Standards*, we have also issued a report dated _____, 2022 on our consideration of Redwood Coast Developmental Services Corporation's internal control over financial reporting and on our tests of its compliance with certain provisions of laws, regulations, contracts, and grant agreements and other matters. The purpose of that report is solely to describe the scope of our testing of internal control over financial reporting and compliance and the results of that testing, and not to provide an opinion on the effectiveness of Redwood Coast Developmental Services Corporation's internal control over financial reporting or on compliance. That report is an integral part of an audit performed in accordance with *Government Auditing Standards* in considering Redwood Coast Developmental Services Corporation's internal control over financial reporting and compliance.

TENTATIVE & PRELIMINARY
For Discussion Purposes Only

_____, 2022

REDWOOD COAST DEVELOPMENTAL SERVICES CORPORATION

(A California Nonprofit Public Benefit Corporation)

STATEMENT OF FINANCIAL POSITION

JUNE 30, 2021

ASSETS

Cash and cash equivalents	$ 11,006,659
Receivables:	
State Regional Center contracts (Note 3)	36,951,393
Intermediate Care Facility	82,162
Due from State – unfunded pension liability (Note 4)	10,310,727
Due from State – accrued vacation and other leave benefits	478,009
Due from State – deferred rent	106,026
Other receivables	350
Investments	92,333
Prepaid expenses	74,300
Security deposits	24,950
Total assets	$ 59,126,909

LIABILITIES AND NET ASSETS

Accounts payable	$ 14,647,756
Advances – State Regional Center contracts (Note 5)	33,353,615
Unfunded accrued pension liability (Note 4)	10,310,727
Accrued vacation and other leave benefits	478,009
Reserve for unemployment insurance	138,443
Deferred rent liability	106,026
Total liabilities	59,034,576
Net assets:	
Without donor restrictions	92,333
Total net assets	92,333
Total liabilities and net assets	$ 59,126,909

The accompanying notes are an integral part of these financial statements.

REDWOOD COAST DEVELOPMENTAL SERVICES CORPORATION

(A California Nonprofit Public Benefit Corporation)

STATEMENT OF ACTIVITIES

YEAR ENDED JUNE 30, 2021

	Without Donor Restrictions	*With Donor Restrictions*	*Total*
Support and revenue:			
State Regional Center contracts	$ 147,402,044	$ -	$ 147,402,044
Intermediate Care Facility revenue	249,584	-	249,584
Unrealized and realized gain on investments	22,611	-	22,611
Interest income	8,775	-	8,775
Other income	11,187	-	11,187
	147,694,201	-	147,694,201
Expenses:			
Program services:			
Living out of home	13,693,676	-	13,693,676
Case management	7,971,409	-	7,971,409
Day program	5,503,587	-	5,503,587
Other purchased services	116,450,199	-	116,450,199
Program development	640,065	-	640,065
Intake	200,910	-	200,910
Other direct services	257,038	-	257,038
Supporting services:			
Management and general	2,947,654	8,000	2,955,654
Total expenses	147,664,538	8,000	147,672,538
Change in net assets	29,663	(8,000)	21,663
Net assets, beginning of year	62,670	8,000	70,670
Net assets, end of year	$ 92,333	$ -	$ 92,333

The accompanying notes are an integral part of these financial statements.

REDWOOD COAST DEVELOPMENTAL SERVICES CORPORATION

(A California Nonprofit Public Benefit Corporation)

STATEMENT OF FUNCTIONAL EXPENSES

YEAR ENDED JUNE 30, 2021

	Program Services								Supporting Services	
	Living Out of Home	*Case Management*	*Day Program*	*Other Purchased Services*	*Program Development*	*Intake*	*Other Direct Services*	*Program Services Total*	*Management and General*	*Total*
Purchase of services	$ 13,693,676	$ -	$ 5,503,587	$ 116,450,199	$ -	$ -	$ -	$ 135,647,462	$ -	$ 135,647,462
Salaries	-	4,758,098	-	-	416,421	123,505	157,025	5,455,049	827,050	6,282,099
Employee health and retirement benefits	-	2,316,299	-	-	222,211	76,622	60,670	2,675,802	454,537	3,130,339
Facility rent	-	853,850	-	-	-	-	-	853,850	-	853,850
Communication	-	-	-	-	-	-	-	-	212,114	212,114
Staff travel	-	38,715	-	-	1,433	783	176	41,107	12,300	53,407
General expenses	-	-	-	-	-	-	-	-	126,698	126,698
Consultant services	-	-	-	-	-	-	39,167	39,167	130,946	170,113
Utilities	-	-	-	-	-	-	-	-	105,047	105,047
Insurance	-	-	-	-	-	-	-	-	90,039	90,039
Payroll taxes	-	4,447	-	-	-	-	-	4,447	-	4,447
Facility maintenance	-	-	-	-	-	-	-	-	178,991	178,991
Equipment rental and maintenance	-	-	-	-	-	-	-	-	93,570	93,570
ARCA dues	-	-	-	-	-	-	-	-	26,752	26,752
Accounting fees	-	-	-	-	-	-	-	-	43,300	43,300
Advertising	-	-	-	-	-	-	-	-	64,160	64,160
Data processing	-	-	-	-	-	-	-	-	40,903	40,903
Legal fees	-	-	-	-	-	-	-	-	15,616	15,616
Equipment purchases	-	-	-	-	-	-	-	-	485,695	485,695
Board expenses	-	-	-	-	-	-	-	-	28,834	28,834
Interest	-	-	-	-	-	-	-	-	7,100	7,100
Printing	-	-	-	-	-	-	-	-	12,002	12,002
Total expenses	$ 13,693,676	$ 7,971,409	$ 5,503,587	$ 116,450,199	$ 640,065	$ 200,910	$ 257,038	$ 144,716,884	$ 2,955,654	$ 147,672,538

The accompanying notes are an integral part of these financial statements.

REDWOOD COAST DEVELOPMENTAL SERVICES CORPORATION

(A California Nonprofit Public Benefit Corporation)

STATEMENT OF CASH FLOWS

YEAR ENDED JUNE 30, 2021

Cash flows from operating activities:	
Receipts from contract income	$ 147,490,479
Intermediate Care Facilities receipts	415,692
Interest receipts	8,775
Other receipts	10,837
Total receipts	147,925,783
Purchase of services	(135,647,462)
Salaries	(6,286,546)
Employee health and retirement benefits	(2,348,150)
Facility rent and maintenance	(1,039,396)
Equipment purchases, rental, and maintenance	(579,265)
General office expenses	(238,861)
Communication	(224,116)
Consultant services	(170,113)
Training, development, and conferences	(108,993)
Utilities	(105,047)
Insurance	(90,039)
Accounting fees	(43,300)
Legal fees	(15,616)
Total disbursements	(146,896,904)
Net cash provided by operating activities	1,028,879
Cash flows from investing activities:	
Proceeds from sale of investments	948
Net cash provided by investing activities	948
Increase in cash and cash equivalents	1,029,827
Cash and cash equivalents, beginning of year	9,976,832
Cash and cash equivalents, end of year	$ 11,006,659

The accompanying notes are an integral part of these financial statements.

REDWOOD COAST DEVELOPMENTAL SERVICES CORPORATION

(A California Nonprofit Public Benefit Corporation)

STATEMENT OF CASH FLOWS

YEAR ENDED JUNE 30, 2021

Cash flows from operating activities:	
Change in net assets	$ 21,663
Adjustments to reconcile change in net assets to net cash provided by operating activities:	
Unrealized and realized gain on investment	(22,611)
(Increase) decrease in assets:	
Receivable – State Regional Center contracts	1,615,910
Receivable – Intermediate Care Facility	166,108
Due from State – unfunded pension liability	(681,819)
Due from State – accrued vacation and other leave benefits	(138,497)
Due from State – deferred rent	(29,706)
Other receivables	(350)
Prepaid expenses	(4,480)
Tenant security deposits	(2,075)
Increase (decrease) in liabilities:	
Accounts payable and accrued expenses	770,591
Advances – State Regional Center contracts	(1,527,475)
Unfunded accrued pension liability	681,819
Accrued vacation and other leave benefits	138,497
Reserve for unemployment insurance	11,598
Deferred revenue	29,706
Net cash provided by operating activities	$ 1,028,879
Cash and cash equivalents	$ 11,006,659
Total cash and cash equivalents shown in the statement of cash flows	$ 11,006,659

The accompanying notes are an integral part of these financial statements.

NOTE 1 – ORGANIZATION AND NATURE OF ACTIVITIES

Redwood Coast Developmental Services Corporation (the Center), was incorporated on November 10, 1977, as a California nonprofit public benefit corporation under contract with the State of California Department of Developmental Services (DDS) for the purpose of operating the Center and related activities. The Center was organized in accordance with the provision of the Lanterman Developmental Disabilities Services Act (the Lanterman Act) of the Welfare and Institutions Code of the State of California. In accordance with the Lanterman Act, the Center, doing business as the Redwood Coast Regional Center, coordinates, through outside providers, diagnostic and assessment of eligible services to persons with developmental disabilities and plans, accesses, coordinates and monitors services to such individuals and their families. The Center is one of 21 regional centers within the State of California system and serves the counties of Del Norte, Humboldt, Lake, and Mendocino.

The Lanterman Act includes governance provisions regarding the composition of the Center's Board of Directors. The Lanterman Act states that the Board shall be comprised of individuals with demonstrated interest in, or knowledge of, developmental disabilities, and other relevant characteristics, and requires that a minimum of 50% of the governing board be persons with developmental disabilities or their parents or legal guardians; and that no less than 25% of the members of the governing board shall be persons with developmental disabilities. In addition, a member of a required advisory committee composed of persons representing the various categories of providers from which the Center purchases client services, shall serve as a member of the board. To comply with the Lanterman Act, the Center's board of directors includes persons with developmental disabilities, or their parents or legal guardians, who receive services from the Center and a client service provider of the Center.

NOTE 2 – SUMMARY OF SIGNIFICANT ACCOUNTING POLICIES

Accounting Method

The Center uses the accrual method of accounting, which recognizes income in the period earned and expenses when incurred, regardless of the timing of payments.

Estimates

The preparation of financial statements in conformity with accounting principles generally accepted in the United States of America requires management to make estimates and assumptions that affect the reported amounts of assets and liabilities and disclosure of contingent assets and liabilities at the date of the financial statements and the reported amounts of revenue and expense during the reporting period. Actual results could differ from those estimates.

Basis of Presentation

The Center reports information regarding its financial position and activities according to two classes of net assets, as applicable: net assets without donor restrictions and net assets with donor restrictions.

- Net assets without donor restrictions include those assets over which the Board of Directors has discretionary control in carrying out the operations of the Center.

- Net assets with donor restrictions include those assets subject to donor restrictions and for which the applicable restrictions were not met as of the end of the current reporting period. Some donor-imposed restrictions are temporary in nature, such as those that will be met by the passage of time or other events specified by the donor. When a donor restriction expires – that is, when a stipulated time restrictions ends or purpose restriction is accomplished – net assets with donor restrictions are reclassified to net assets without donor restrictions and reported in the statements of activities as *net assets released from restrictions*. Other donor-imposed restrictions are perpetual in nature, where the donor stipulates the resources be maintained in perpetuity.

Revenue Recognition:

Contributions

Contributions are recognized as revenue when they are unconditionally communicated. Grants represent contributions if resource providers receive no value in exchange for the assets transferred. Contributions are recorded at their fair value as support without donor restrictions or support with donor restrictions, depending on the absence or existence of donor-imposed restrictions as applicable. When a restriction expires (that is when a stipulated time restriction ends or purpose restriction is accomplished), net assets with donor restrictions are reclassified to net assets without donor restrictions and reported in the statements of activities as net assets released from restrictions. If donors' restrictions are satisfied in the same period that the contribution is received, the contribution is reported as support without donor restrictions.

Government contracts, which are funded on a reimbursement basis, are shown as revenue without donor restriction. A portion of the Center's revenue is derived from cost-reimbursable federal and state contracts and grants, which are conditioned upon certain performance requirements and/or the incurrence of allowable qualifying expenses. Amounts received are recognized as revenue when the Center has incurred expenditures in compliance with specific contract or grant provisions.

The Center determined that governmental contract revenue represents unconditional contributions to the extent that reimbursable costs have been incurred. The excess unexpended balance of the governmental contracts represents a conditional contribution.

Federal Grants

U.S. Department of Education

The Center is a sub-recipient to DDS with regard to the Special Education Grants for Infants and Families, Part C, which provides funding for early intervention services for infants and toddlers, through age 3, as authorized by Public Law 102-119.

This grant is conditional upon certain performance requirements and/or the incurrence of allowable qualifying expenses. During the year ended June 30, 2021, the Center recognized grant revenue totaling $602,782 from this award.

Intermediate Care Facility

During the year ended June 30, 2011, various legislative changes were made to the California Welfare and Institutions Code retroactively to July 1, 2007, making Intermediate Care Facility (ICF) providers responsible for providing consumer day treatment and transportation services, and ultimately, making such services eligible for reimbursement under California's Home and Community Based Services (HCBS) Program, which is funded by the Medicaid Waiver grant (Medicaid). Previously, such services were not reimbursable by Medicaid because the funds were not directly billed and received by the ICFs. The legislative changes allow for DDS to bill these services to Medicaid and capture federal dollars.

Effective July 1, 2012, the Center began billing the ICFs directly for monthly consumer day treatment and transportation services. DDS does not reimburse the Center for these costs and they are billed direct to and are collected from the ICFs.

Cash and Cash Equivalents

Cash is defined as cash in demand deposit accounts as well as cash on hand. Cash equivalents are highly liquid investments that are readily convertible to known amounts of cash. Generally, only investments with original maturities of three months or less qualify as cash equivalents. The Center occasionally maintains cash on deposit at a bank in excess of the Federal Deposit Insurance Corporation limit. The uninsured cash balance was approximately $10,978,000 as of June 30, 2021. The Center has not experienced any losses in such accounts.

State Regional Center Contract Receivables and Advances

The majority of the Center's receivables represents amount due from the State for reimbursement of expenditures made by the Center under the annual regional center contracts. Advances represent cash advances received by the Center under annual regional center contracts. Amounts receivable from the State are offset against advances payable when the State notifies the Center that a right of offset exists. The Center considers all amounts receivable under grant contracts to be collectible; accordingly, no allowance for doubtful accounts exists.

Investments

Under accounting principles generally accepted in the United States of America, fair value is defined as the price that would be received to sell an asset or paid to transfer a liability (exit price) in an orderly transaction between market participants at the measurement date.

Accounting principles generally accepted in the United States of America establish a fair value hierarchy for inputs used in measuring fair value that maximizes the use of observable inputs and minimizes the use of unobservable inputs by requiring that the most observable inputs be used when available. Observable inputs are those that market participants would use in pricing the asset or liability based on market data obtained from sources independent of the Center. Unobservable inputs, if any, reflects the Center's assumption about the inputs market participants would use in pricing the asset or liability developed based on the best information available in the circumstances. The fair value hierarchy is categorized into three levels based on the inputs as follows:

Level 1 – Valuations based on unadjusted quoted prices in active markets for identical assets or liabilities that the Center has the ability to access at measurement date. Valuation adjustments and block discounts are not applied to Level 1 securities. Since valuations are based on quoted prices that are readily and regularly available in an active market, valuation of these securities does not entail a significant degree of judgment.

Level 2 – Valuations based on significant inputs that are observable, either directly or indirectly or quoted prices in markets that are not active, that is, markets in which there are few transactions, the prices are not current or price quotations vary substantially either over time or among market makers.

Level 3 – Valuations based on inputs that are unobservable and significant to the overall fair value measurement.

The availability of valuation techniques and observable inputs can vary from security to security and is affected by a wide variety of factors, including the type of security, whether the security is new and not yet established in the marketplace, and other characteristics particular to the transaction. To the extent that valuation is based on models or inputs that are less observable or unobservable in the market, the determination of fair value requires more judgment. Those estimated values do not necessarily represent the amounts that may be ultimately realized due to the occurrence of future circumstances that cannot be reasonably determined. Because of the inherent uncertainty of valuation, those estimated values may be materially higher or lower than the values that would have been used had a ready market for the securities existed.

Investments are recorded at fair value based on quoted market prices (Level 1) and consist of funds managed by the Humboldt Area Foundation in pooled accounts consisting of mutual funds and equity securities. Detail information on the makeup of these investments was not available. The Center considers investments in this Foundation as being available for sale. Unrealized gains and losses are included in the change in net assets on the statement of activities.

State Equipment

State Equipment is stated at cost of acquisition. Pursuant to the terms of the DDS contract, equipment purchases become the property of the State of California and, accordingly, are charged as expenses when incurred. The Center expenses the cost of equipment upon acquisition if purchased with funds from the DDS contract in accordance with the Regional Center Fiscal Manual. The Center capitalizes items which cost more than $5,000 and have an estimated useful life of more than one year.

Accrued Vacation, Sick and Other Leave Benefits

The Center has accrued a liability for leave benefits earned by employees. However, such benefits are reimbursed under the contract with DDS only when actually paid. The Center has recorded a receivable from the DDS for the accrued leave benefits to reflect the future reimbursement of such benefits.

Deferred Rent Liability

The Center leases office facilities under lease agreements that are subject to scheduled acceleration of rental payments. The scheduled rent increases are amortized evenly over the term of the leases. The deferred rent liability of $106,026 at June 30, 2021, represents the difference between the cash payments made and the amount expensed since inception of the leases. The DDS contract reimburses the Center for rent after it is paid and the deferred rent is included in the receivable due from DDS to reflect the future reimbursement of the payments.

Defined Benefit Pension Plan

The Center records the unfunded accrued pension liability of its defined benefit pension plan with California Public Employees' Retirement System (CalPERS) on the statement of financial position. CalPERS has characteristics of a multi-employer plan. The Center uses the actuarial report provided by CalPERS coinciding with the Center's fiscal year end; however, the actuarial report is one year in arrears. The delay is due to the fact that there is a two-year lag between the Valuation Date and the Contribution Fiscal Year. The lag is necessary due to the amount of time needed to extract and test the membership and financial data, and due to the need to provide public agencies with their employer contribution rates well in advance of the start of the fiscal year. Accordingly, the actual unfunded accrued pension liability at year-end may differ from the recorded amount as calculated one year in arrears. As of June 30, 2021, the difference cannot be reasonably determined; however, according to CalPERS, the respective actuarial report provides the most accurate representation available of the unfunded accrued pension liability and plan assets.

Income Taxes

The Center is exempt from federal income taxes under section 501(c)(3) of the Internal Revenue Code and the related California code sections.

The Center believes that it has appropriate support for any tax positions taken, and as such, does not have any uncertain tax positions that are material to the financial statements. The Center's federal and state information returns for the years 2017 through 2020 are subject to examination by regulatory agencies, generally for three years and four years after they were filed for federal and state, respectively.

Functional Expenses Allocation

The costs of providing program and supporting services are summarized on a functional basis in the statements of activities. The statements of functional expenses present the natural classification detail of expenses by function. Expenses directly attributed to a specific functional area of the Center are reported as expenses of those functional areas, while shared costs that benefit multiple functional areas have been allocated among the various functional areas based on estimates determined by management to be equitable. Shared costs are generally allocated among the program and supporting service benefited based on an analysis of personnel time and square footage occupied by the program and supporting services.

Subsequent Events

Management has evaluated subsequent events through _____, 2022, the date on which the financial statements were available to be issued.

NOTE 3 – STATE REGIONAL CENTER CONTRACT RECEIVABLE

State Regional Center contract receivable at June 30, 2021 is summarized, as follows:

Claims submitted:	
Current year	$ 35,834,151
Prior year	1,117,242
Second prior year	-
Total	$ 36,951,393

NOTE 4 – DEFINED BENEFIT PENSION PLAN

The Center participates in the California Public Employees' Retirement System (CalPERS), an agent multi-employer public employee defined benefit pension plan. CalPERS provides retirement and disability benefits, annual cost-of-living adjustments, and death benefits to plan members and beneficiaries. CalPERS acts as a common investment and administrative agent for participating entities within the State of California. Benefit provisions and all other requirements are established by state statute and Center resolutions. Copies of CalPERS' comprehensive annual financial report (CAFR) may be obtained from CalPERS, 400 Q Street, Sacramento, California 95811 and at www.calpers.ca.gov.

The risks of participating in this plan is that if the Regional Center chooses to stop participating in its multi-employer plan, it may be required to pay the plan an amount based on the underfunded status of the plan, referred to as a termination liability.

Funding Policy

Participants employed on or before January 1, 2013 (classic plan), are required to contribute 7% of their annual covered salary. Participants employed after January 1, 2013 (PEPRA plan), are required to contribute 6.75% of their annual covered salary. The Center is required to contribute at an actuarially determined rate for their participants. The actuarial methods and assumptions used for determining the rate are those adopted by the CalPERS Board of Administration. The employer rate for the 2020-2021 fiscal year was 8.794% (for the classic plan) and 7.732% (for the PEPRA plan) of annual covered payroll. The contribution requirements of plan members and the Center are established and may be amended by CalPERS.

Contributions

Section 20814(c) of the California Public Employees' Retirement Law requires that the employer contribution rates be determined on an annual basis by the actuary and shall be effective on the July 1 following notice of a change in the rate. Funding contributions are determined annually on an actuarial basis as of June 30 by CalPERS. The actuarially determined rate is the estimated amount necessary to finance the costs of benefits earned by employees during the year, with an additional amount to finance any unfunded accrued liability. For the year ended June 30, 2021, the Center's actuarially determined contribution was $1,187,406 and the actual contribution was $1,161,096.

Unfunded Accrued Pension Liability

At June 30, 2021, the Center reported an unfunded accrued pension liability of $10,310,727 for its proportionate share of the net pension liability that was measured as of June 30, 2020, and the total pension liability used to calculate the unfunded accrued pension liability was determined by an actuarial valuation as of June 30, 2019. The Center's proportion of the net pension liability was based on a projection of the Center's long-term share of contributions to the pension plan relative to the projected contributions of all participating employers and the State, actuarially determined. At June 30, 2020, the Center's proportion was 0.0017358 for the total pension liability and 0.0015325 for the fiduciary net position.

Actuarial Assumptions

The total pension liability in the June 30, 2019, actuarial valuation was determined using the following actuarial assumptions, applied to all periods included in the measurement:

Valuation date	June 30, 2019
Measurement date	June 30, 2020
Actuarial cost method	Entry Age Normal
Asset valuation method	Market Value
Actuarial assumptions:	
Discount rate	7.15% (Net of administrative expenses)
Inflation	2.75%
Salary increases	Varies by entry age and service
Payroll growth	3.00%
Investment rate of return	7.375%, net of pension plan investment and administrative expenses; includes inflation

CalPERS uses custom mortality tables to best fit the patterns of mortality among its members. The mortality table used was developed based on CalPERS specific data. The table includes 20 years of mortality improvements using Society of Actuaries Scale BB.

The actuarial assumptions used in the June 30, 2019 valuation were derived from the June 30, 2019, funding valuation report.

Discount Rate

The discount rate used to measure the total pension liability was 7.15% for each plan. The amortization and smoothing periods recently adopted by the Board were utilized to determine whether the municipal bond rate should be used in the calculation of a discount rate. A projection of expected benefit payments and contributions was performed to determine if the assets would run out. The test revealed the assets would not run out. Therefore, the long-term expected rate of return on pension plan investments was applied to all periods of projected benefit payments to determine the total pension liability. The stress test results are presented in a detailed report entitled, "GASB Crossover Testing Report" that can be obtained on the CalPERS' website.

According to Paragraph 30 of GASB Statement No. 68, the long-term discount rate should be determined with reduction for pension plan administrative expense. The 7.375% investment return assumption used in the accounting valuation is net of administrative expenses. Administrative expenses are assumed to be 15 basis points. An investment return, excluding administrative expenses, would have been 7.525%. Using this lower discount rate has resulted in a slightly higher total pension liability and net pension liability. CalPERS checked the materiality threshold for the difference in the calculation and did not find it to be a material difference.

CalPERS is scheduled to review all actuarial assumptions as part of its regular Asset Liability Management (ALM) review cycle. Any changes to the discount rate will require Board action and proper stake holder outreach. For these reasons, CalPERS expects to continue using a discount rate net of administrative expenses for GASB Statement No. 67 and GASB Statement No. 68 calculations. CalPERS will continue to check the materiality of the difference in the calculation until the methodology is changed.

The long-term expected rate of return on pension plan investments was determined using a building-block method in which best-estimate ranges of expected future real rates of return (expected returns, net of pension plan investment expense and inflation) are developed for each major asset class. In determining the long-term expected rate of return, staff took into account both short-term and long-term market return expectations as well as the expected pension fund cash flows. Using historical returns of all of the funds' asset classes, expected compound returns were calculated over the short-term (first 10 years) and the long-term (11 to 60 years) using a building-block approach. Using the expected nominal returns for both short-term and long-term, the present value of benefits was calculated for each fund. The expected rate of return was set by calculating the single equivalent expected return that arrived at the same present value of benefits for cash flows as the one calculated using both short-term and long-term returns. The expected rate of return was then set equivalent to the single equivalent rate calculated above and rounded down to the nearest one quarter of one percent.

Sensitivity of the Unfunded Accrued Pension Liability to the Changes in the Discount Rate

The following presents the unfunded accrued pension liability of the Plan, calculated using the discount rate of 7.15%, as well as what the unfunded accrued pension liability would be if it were calculated using a discount rate that is one percentage point lower (6.15%) or one percentage point higher (8.0%) than the current rate:

	1% Decrease (6.15%)	Current Discount Rate (7.15%)	1% Increase (8.15%)
Unfunded accrued pension liability	$ 14,681,209	$ 10,310,727	$ 6,699,535

Pension Plan Fiduciary Net Position

Detailed information about the Plan's fiduciary net position is available in the separately issued CalPERS financial report.

NOTE 5 – CONTRACT ADVANCES

Contract advances represents funds DDS advances to the Center at the beginning of each fiscal year to provide interest-free working capital. DDS uses its discretion in determining the balance on a month-to-month basis. If DDS so chooses, the advances can be paid by off-setting claim reimbursements partially or in full or require the Center to make a payment. As of June 30, 2021, the contract advances balance totaled $33,353,615.

NOTE 6 – LINE OF CREDIT

The Center has a $7,000,000 revolving line of credit with MUFG Union Bank, N.A., secured by substantially all assets of the Center. Interest on the outstanding balance is payable monthly at an interest rate of 5.00% at June 30, 2021, and amounted to $7,100 for the year ended June 30, 2021. There was no outstanding balance at June 30, 2021. The line of credit expires on September 30, 2021.

NOTE 7 – OPERATING LEASES

The Center is obligated under lease agreements for office facilities. The lease terms range from two to ten years and expire in various years through 2028. The terms of the leases provide for payment of minimum annual rentals and liability insurance.

Future minimum payments under these leases are as follows:

Years Ending June 30,	
2022	$ 851,998
2023	736,157
2024	560,577
2025	570,094
2026	570,050
Thereafter	2,008,409
Total	$ 5,297,285

Total facility rental expense for the year ended June 30, 2021 was $858,260.

NOTE 8 – FUNDING LIMITS

State of California Contract

The Center operates under an annual cost-reimbursement contract with DDS under the Lanterman Act. The maximum expenditures under the contract are limited to the contract amount plus interest earned. The Center is required to maintain accounting records in accordance with the Regional Center Fiscal Manual, issued by DDS, and is required to have DDS approval for certain expenses. In the event of termination or nonrenewal of the contract, the State of California maintains the right to assume control of the Center's operation and the obligation of its liabilities.

Under the terms of these contracts, funded expenditures are not to exceed the contract amount and are subject to budget amendments. The unexpended balance under these contracts represents a conditional contribution that will be used to fund expenditures in the next fiscal years until the contract amounts are fully expended or expire. The Center can bill DDS in the future for expenses relating to previous fiscal years if the expenses billed relate to the previous fiscal year. As a result, the Center internally tracks revenue by current year, previous year and second previous year.

Contracts are open for the current and two prior fiscal years as follows:

Fiscal Year Ended	*Contract Amount*	*Cumulative Expenses*	*Unexpended Balance*
June 30, 2021	$ 163,016,378	$ 143,237,376	$ 19,779,002
June 30, 2020	$ 144,823,770	$ 142,004,913	$ 2,818,857
June 30, 2019	$ 128,499,175	$ 124,704,241	$ 3,794,934

Management monitors the unexpended balance to avoid overspending the contract limits. Management believes that total expenditures for each open year will not exceed the approved final state contract amount.

NOTE 9 – LIQUIDITY AND AVAILABILITY

Financial assets available for general expenditure, that is, without donor or other restriction limiting their use, within one year of the statement of financial position, comprise the following:

Financial assets at end of year available within one year:	
Cash and cash equivalents	$ 11,006,659
Receivable – State Regional Center Contracts	36,951,393
Receivable – Intermediate Care Facility	82,162
Investments	92,333
Other receivable	350
	48,132,897
Less financial assets not available for general expenditures:	
Advance State Regional Center Contracts	(33,353,615)
Financial assets available for general expenditures within one year	$ 14,779,282

Financial assets include amounts that will be used to pay accounts payable, accrued expenses and other distributions from operating cash flow, if any, in the subsequent year. None of the financial assets are subject to donor or other contractual restrictions that make them unavailable for general expenditure within one year of the statement of financial position date.

According to the Center's contract with DDS, the State and the regional centers collaborate to build the budget for the regional center system using the best quality data and information available. This budget provides data to assist in building the Governor's January Budget and the May Revise.

Additionally each regional center submits a monthly purchase of service expenditure projection to DDS, beginning in December of each fiscal year. By February 1st of each year, DDS allocates, to all regional centers, approximately ninety-nine percent (99%) of the enacted budget for operations and purchase of service. To do this, it may be necessary to amend the Center's contract in order to allocate funds made available from budget augmentations to allocate funds among regional centers. In the event that DDS determines that a regional center has insufficient funds to meet its contractual obligations, DDS shall utilize proper legislative measures to secure additional funds and provide the regional center with regulatory and statutory relief.

The Center maintains a line of credit to manage cash flow requirements during the months of May through October as needed to cover any delays in cash advances and reimbursements over the beginning of the fiscal year.

NOTE 10 – RELATED-PARTY TRANSACTIONS

California Welfare and Institutions Code, Section 4622, require that a minimum of 50% of the Center's governing board be comprised of persons with developmental disabilities or their parents or legal guardians and at least one member who represents the vendor community. Program service payments were made on behalf of persons with developmental disabilities that were governing board members or were related to governing board members. Related party payments of $6,526,891 were made for the fiscal year ended June 30, 2021.

NOTE 11 – COMMITMENTS, CONTINGENCIES AND OTHER MATTERS

In accordance with the terms of the State of California contract, an audit may be performed by an authorized state representative. Should such audit disclose any unallowable costs, the Center may be liable to the State for reimbursement of such costs. In the opinion of the Center's management, the effect of any disallowed costs would be immaterial to the financial statements as of June 30, 2021.

The Center is dependent on continued funding provided by the DDS to operate and provide services for its clients. The Center's contract with DDS provides funding for services under the Lanterman Act. In the event that the operations of the Center result in a deficit position at the end of any contract year, DDS may reallocate surplus funds within the State of California system to supplement the Center's funding. Should a system-wide deficit occur, DDS is required to report to the Governor of California and the appropriate fiscal committee of the State Legislature and recommend actions to secure additional funds or reduce expenditures. DDS's recommendations are subsequently reviewed by the Governor and the Legislature and a decision is made with regard to specific actions, including the possible suspension of the entitlement.

Unemployment Insurance

The Center has elected to finance its unemployment insurance using the prorated cost-of-benefits method. Under this method, the Center is required to reimburse the State of California for benefits paid to its former employees. At June 30, 2021, the Center had $138,443 in a reserve trust account to pay for any potential unemployment claims.

COVID-19 Pandemic

The emergence and spread of the coronavirus (COVID-19) beginning in the first quarter of 2020 has affected businesses and economic activities in the U.S. and beyond. The extent of the impact of COVID-19 on the Center's operational and financial performance will depend on certain developments, including the duration and spread of the outbreak, the effects on supply chains, service providers, and business partners, and changes in business practices, all of which are uncertain and cannot be determined at this time.

NOTE 12 – LEGAL MATTERS

The Center is involved in various claims and lawsuits arising in the normal conduct of its business. The Center believes it has adequate defenses and insurance coverage for these actions and, thus, has made no provision in the financial statements for any costs relating to the settlement of such claims.

Board of Directors
Redwood Coast Developmental Services Corporation
Ukiah, California

INDEPENDENT AUDITOR'S REPORT ON INTERNAL CONTROL OVER FINANCIAL REPORTING AND ON COMPLIANCE AND OTHER MATTERS BASED ON AN AUDIT OF FINANCIAL STATEMENTS PERFORMED IN ACCORDANCE WITH *GOVERNMENT AUDITING STANDARDS*

We have audited, in accordance with the auditing standards generally accepted in the United States of America and the standards applicable to financial audits contained in *Government Auditing Standards* issued by the Comptroller General of the United States, the financial statements of Redwood Coast Developmental Services Corporation, which comprise the statement of financial position as of June 30, 2021, and the related statements of activities, functional expenses, and cash flows for the year then ended, and the related notes to the financial statements, and have issued our report thereon dated _____, 2022.

Internal Control Over Financial Reporting

In planning and performing our audit of the financial statements, we considered Redwood Coast Developmental Services Corporation's internal control over financial reporting (internal control) as a basis for designing audit procedures that are appropriate in the circumstances for the purpose of expressing our opinion on the financial statements, but not for the purpose of expressing an opinion on the effectiveness of Redwood Coast Developmental Services Corporation's internal control. Accordingly, we do not express an opinion on the effectiveness of Redwood Coast Developmental Services Corporation's internal control.

A deficiency in internal control exists when the design or operation of a control does not allow management or employees, in the normal course of performing their assigned functions, to prevent, or detect and correct, misstatements on a timely basis. A *material weakness* is a deficiency, or a combination of deficiencies, in internal control, such that there is a reasonable possibility that a material misstatement of the entity's financial statements will not be prevented, or detected and corrected, on a timely basis. A *significant deficiency* is a deficiency, or a combination of deficiencies, in internal control that is less severe than a material weakness, yet important enough to merit attention by those charged with governance.

Our consideration of internal control was for the limited purpose described in the first paragraph of this section and was not designed to identify all deficiencies in internal control that might be material weaknesses or significant deficiencies. Given these limitations, during our audit we did not identify any deficiencies in internal control that we consider to be material weaknesses. However, material weaknesses may exist that have not been identified.

Compliance and Other Matters

As part of obtaining reasonable assurance about whether Redwood Coast Developmental Services Corporation's financial statements are free from material misstatement, we performed tests of its compliance with certain provisions of laws, regulations, contracts, and grant agreements, noncompliance with which could have a direct and material effect on the financial statements. However, providing an opinion on compliance with those provisions was not an objective of our audit, and accordingly, we do not express such an opinion. The results of our tests disclosed no instances of noncompliance or other matters that are required to be reported under *Government Auditing Standards*.

Purpose of This Report

The purpose of this report is solely to describe the scope of our testing of internal control and compliance and the results of that testing, and not to provide an opinion on the effectiveness of the organization's internal control or on compliance. This report is an integral part of an audit performed in accordance with *Government Auditing Standards* in considering the organization's internal control and compliance. Accordingly, this communication is not suitable for any other purpose.

TENTATIVE & PRELIMINARY
For Discussion Purposes Only

_____, 2022

Form **990**

Department of the Treasury
Internal Revenue Service

Return of Organization Exempt From Income Tax

Under section 501(c), 527, or 4947(a)(1) of the Internal Revenue Code (except private foundations)

▶ Do not enter social security numbers on this form as it may be made public.

▶ Go to www.irs.gov/Form990 for instructions and the latest information.

OMB No. 1545-0047

2020

Open to Public Inspection

A For the 2020 calendar year, or tax year beginning JUL 1, 2020 and ending JUN 30, 2021

B Check if applicable: [ ] Address change [ ] Name change [ ] Initial return [ ] Final return/terminated [ ] Amended return [ ] Application pending

C Name of organization
REDWOOD COAST DEVELOPMENTAL SERVICES CORPORATION

Doing business as

Number and street (or P.O. box if mail is not delivered to street address) | Room/suite
1116 AIRPORT PARK BLVD

City or town, state or province, country, and ZIP or foreign postal code
UKIAH, CA 95482

D Employer identification number
94-2897317

E Telephone number
(707) 462-3832

G Gross receipts $ 147,671,590.

F Name and address of principal officer: KIMBERLY SMALLEY
SAME AS C ABOVE

H(a) Is this a group return for subordinates? [ ] Yes [X] No

H(b) Are all subordinates included? [ ] Yes [ ] No
If "No," attach a list. See instructions

I Tax-exempt status: [X] 501(c)(3) [ ] 501(c) ( ) ◀ (insert no.) [ ] 4947(a)(1) or [ ] 527

J Website: ▶ WWW.REDWOODCOASTRC.ORG

H(c) Group exemption number ▶

K Form of organization: [X] Corporation [ ] Trust [ ] Association [ ] Other ▶

L Year of formation: 1983 **M** State of legal domicile: CA

Part I Summary

Activities & Governance

1 Briefly describe the organization's mission or most significant activities: TO ASSIST PERSONS WITH DEVELOPMENTAL DISABILITES. IT IS THE VISION THAT ALL PEOPLE IN OUR

2 Check this box ▶ [ ] if the organization discontinued its operations or disposed of more than 25% of its net assets.

3	Number of voting members of the governing body (Part VI, line 1a)	3	13
4	Number of independent voting members of the governing body (Part VI, line 1b)	4	13
5	Total number of individuals employed in calendar year 2020 (Part V, line 2a)	5	144
6	Total number of volunteers (estimate if necessary)	6	13
7a	Total unrelated business revenue from Part VIII, column (C), line 12	7a	0.
b	Net unrelated business taxable income from Form 990-T, Part I, line 11	7b	0.

			Prior Year	Current Year
Revenue	8	Contributions and grants (Part VIII, line 1h)	138,334,761.	147,403,044.
	9	Program service revenue (Part VIII, line 2g)	374,251.	245,655.
	10	Investment income (Part VIII, column (A), lines 3, 4, and 7d)	60,971.	8,775.
	11	Other revenue (Part VIII, column (A), lines 5, 6d, 8c, 9c, 10c, and 11e)	4,472.	14,116.
	12	Total revenue - add lines 8 through 11 (must equal Part VIII, column (A), line 12)	138,774,455.	147,671,590.
Expenses	13	Grants and similar amounts paid (Part IX, column (A), lines 1-3)	126,931,240.	135,647,462.
	14	Benefits paid to or for members (Part IX, column (A), line 4)	0.	0.
	15	Salaries, other compensation, employee benefits (Part IX, column (A), lines 5-10)	9,041,027.	9,356,849.
	16a	Professional fundraising fees (Part IX, column (A), line 11e)	0.	0.
	b	Total fundraising expenses (Part IX, column (D), line 25) ▶ 0.		
	17	Other expenses (Part IX, column (A), lines 11a-11d, 11f-24e)	2,805,681.	2,668,227.
	18	Total expenses. Add lines 13-17 (must equal Part IX, column (A), line 25)	138,777,948.	147,672,538.
	19	Revenue less expenses. Subtract line 18 from line 12	-3,493.	-948.

			Beginning of Current Year	End of Year
Net Assets or Fund Balances	20	Total assets (Part X, line 16)	59,000,510.	59,126,909.
	21	Total liabilities (Part X, line 26)	58,929,840.	59,034,576.
	22	Net assets or fund balances. Subtract line 21 from line 20	70,670.	92,333.

Part II Signature Block

Under penalties of perjury, I declare that I have examined this return, including accompanying schedules and statements, and to the best of my knowledge and belief, it is true, correct, and complete. Declaration of preparer (other than officer) is based on all information of which preparer has any knowledge.

Sign Here

▶ Signature of officer | Date

▶ KIMBERLY SMALLEY, EXECUTIVE DIRECTOR
Type or print name and title

Paid Preparer Use Only

Print/Type preparer's name	Preparer's signature	Date	Check [ ] if self-employed	PTIN
ALEX WONG				P00604756

Firm's name ▶ LINDQUIST, VON HUSEN & JOYCE LLP | Firm's EIN ▶ 94-1250261

Firm's address ▶ 301 HOWARD STREET, SUITE 850
SAN FRANCISCO, CA 94105 | Phone no. (415) 957-9999

May the IRS discuss this return with the preparer shown above? See instructions [X] Yes [ ] No

SEE SCHEDULE O FOR ORGANIZATION MISSION STATEMENT CONTINUATION

Part III Statement of Program Service Accomplishments

Check if Schedule O contains a response or note to any line in this Part III [X]

1 Briefly describe the organization's mission:
IT IS THE VISION THAT ALL PEOPLE IN OUR COUNTRY, INCLUDING INDIVIDUALS WITH DEVELOPMENTAL DISABILITIES, WILL LIVE, LEARN, WORK, TRAVEL, AND PLAY IN THE BEST, MOST INCLUSIVE ENVIRONMENTS.

2 Did the organization undertake any significant program services during the year which were not listed on the prior Form 990 or 990-EZ? [ ] Yes [X] No
If "Yes," describe these new services on Schedule O.

3 Did the organization cease conducting, or make significant changes in how it conducts, any program services? [ ] Yes [X] No
If "Yes," describe these changes on Schedule O.

4 Describe the organization's program service accomplishments for each of its three largest program services, as measured by expenses. Section 501(c)(3) and 501(c)(4) organizations are required to report the amount of grants and allocations to others, the total expenses, and revenue, if any, for each program service reported.

4a (Code:) (Expenses $ 144,716,884. including grants of $ 135,647,462.) (Revenue $ 259,771.)
THE ENTITY WAS ORGANIZED IN ACCORDANCE WITH THE PROVISIONS OF THE LANTERMAN DEVELOPMENTAL DISABILITIES SERVICES ACT OF THE WELFARE AND INSTITUTIONS CODE OF CALIFORNIA. IN ACCORDANCE WITH THE ACT, THE ENTITY WORKS IN PARTNERSHIP WITH PEOPLE WITH DEVELOPMENTAL DISABILITIES, THEIR FAMILIES, LOCAL COMMUNITIES, SERVICE PROVIDERS, AND GOVERNMENTAL AGENCIES. ITS MISSION IS TO ENABLE PERSONS WITH DEVELOPMENTAL DISABILITIES TO LIVE INDEPENDENT, PRODUCTIVE, AND SATISFYING LIVES IN THEIR COMMUNITY AND ALSO STRIVES TO LESSEN DEVELOPMENTAL DELAYS IN INFANTS AND YOUNG CHILDREN AND MINIMIZE THE RISK OF DEVELOPMENTAL DISABILITIES. AMONG THE SERVICES AND SUPPORTS THE ENTITY PROVIDES OR COORDINATES ARE DIAGNOSIS AND ASSESSMENT, INDIVIDUALIZED PLANNING AND SERVICE COORDINATION, EARLY INTERVENTION AND PREVENTION, COMMUNITY

4b (Code:) (Expenses $ including grants of $) (Revenue $)

4c (Code:) (Expenses $ including grants of $) (Revenue $)

4d Other program services (Describe on Schedule O.)
(Expenses $ including grants of $) (Revenue $)

4e Total program service expenses ▶ 144,716,884.

SEE SCHEDULE O FOR CONTINUATION(S)

Part IV Checklist of Required Schedules

			Yes	No
1	Is the organization described in section 501(c)(3) or 4947(a)(1) (other than a private foundation)? *If "Yes," complete Schedule A*	1	X	
2	Is the organization required to complete *Schedule B, Schedule of Contributors*?	2	X	
3	Did the organization engage in direct or indirect political campaign activities on behalf of or in opposition to candidates for public office? *If "Yes," complete Schedule C, Part I*	3		X
4	**Section 501(c)(3) organizations.** Did the organization engage in lobbying activities, or have a section 501(h) election in effect during the tax year? *If "Yes," complete Schedule C, Part II*	4		X
5	Is the organization a section 501(c)(4), 501(c)(5), or 501(c)(6) organization that receives membership dues, assessments, or similar amounts as defined in Revenue Procedure 98-19? *If "Yes," complete Schedule C, Part III*	5		X
6	Did the organization maintain any donor advised funds or any similar funds or accounts for which donors have the right to provide advice on the distribution or investment of amounts in such funds or accounts? *If "Yes," complete Schedule D, Part I*	6		X
7	Did the organization receive or hold a conservation easement, including easements to preserve open space, the environment, historic land areas, or historic structures? *If "Yes," complete Schedule D, Part II*	7		X
8	Did the organization maintain collections of works of art, historical treasures, or other similar assets? *If "Yes," complete Schedule D, Part III*	8		X
9	Did the organization report an amount in Part X, line 21, for escrow or custodial account liability, serve as a custodian for amounts not listed in Part X; or provide credit counseling, debt management, credit repair, or debt negotiation services? *If "Yes," complete Schedule D, Part IV*	9		X
10	Did the organization, directly or through a related organization, hold assets in donor-restricted endowments or in quasi endowments? *If "Yes," complete Schedule D, Part V*	10		X
11	If the organization's answer to any of the following questions is "Yes," then complete Schedule D, Parts VI, VII, VIII, IX, or X as applicable.			
a	Did the organization report an amount for land, buildings, and equipment in Part X, line 10? *If "Yes," complete Schedule D, Part VI*	11a		X
b	Did the organization report an amount for investments - other securities in Part X, line 12, that is 5% or more of its total assets reported in Part X, line 16? *If "Yes," complete Schedule D, Part VII*	11b		X
c	Did the organization report an amount for investments - program related in Part X, line 13, that is 5% or more of its total assets reported in Part X, line 16? *If "Yes," complete Schedule D, Part VIII*	11c		X
d	Did the organization report an amount for other assets in Part X, line 15, that is 5% or more of its total assets reported in Part X, line 16? *If "Yes," complete Schedule D, Part IX*	11d	X	
e	Did the organization report an amount for other liabilities in Part X, line 25? *If "Yes," complete Schedule D, Part X*	11e	X	
f	Did the organization's separate or consolidated financial statements for the tax year include a footnote that addresses the organization's liability for uncertain tax positions under FIN 48 (ASC 740)? *If "Yes," complete Schedule D, Part X*	11f	X	
12a	Did the organization obtain separate, independent audited financial statements for the tax year? *If "Yes," complete Schedule D, Parts XI and XII*	12a	X	
b	Was the organization included in consolidated, independent audited financial statements for the tax year? *If "Yes," and if the organization answered "No" to line 12a, then completing Schedule D, Parts XI and XII is optional*	12b		X
13	Is the organization a school described in section 170(b)(1)(A)(ii)? *If "Yes," complete Schedule E*	13		X
14a	Did the organization maintain an office, employees, or agents outside of the United States?	14a		X
b	Did the organization have aggregate revenues or expenses of more than $10,000 from grantmaking, fundraising, business, investment, and program service activities outside the United States, or aggregate foreign investments valued at $100,000 or more? *If "Yes," complete Schedule F, Parts I and IV*	14b		X
15	Did the organization report on Part IX, column (A), line 3, more than $5,000 of grants or other assistance to or for any foreign organization? *If "Yes," complete Schedule F, Parts II and IV*	15		X
16	Did the organization report on Part IX, column (A), line 3, more than $5,000 of aggregate grants or other assistance to or for foreign individuals? *If "Yes," complete Schedule F, Parts III and IV*	16		X
17	Did the organization report a total of more than $15,000 of expenses for professional fundraising services on Part IX, column (A), lines 6 and 11e? *If "Yes," complete Schedule G, Part I*	17		X
18	Did the organization report more than $15,000 total of fundraising event gross income and contributions on Part VIII, lines 1c and 8a? *If "Yes," complete Schedule G, Part II*	18		X
19	Did the organization report more than $15,000 of gross income from gaming activities on Part VIII, line 9a? *If "Yes," complete Schedule G, Part III*	19		X
20a	Did the organization operate one or more hospital facilities? *If "Yes," complete Schedule H*	20a		X
b	If "Yes" to line 20a, did the organization attach a copy of its audited financial statements to this return?	20b		
21	Did the organization report more than $5,000 of grants or other assistance to any domestic organization or domestic government on Part IX, column (A), line 1? *If "Yes," complete Schedule I, Parts I and II*	21		X

Part IV Checklist of Required Schedules *(continued)*

			Yes	No
22	Did the organization report more than $5,000 of grants or other assistance to or for domestic individuals on Part IX, column (A), line 2? *If "Yes," complete Schedule I, Parts I and III*	22	X	
23	Did the organization answer "Yes" to Part VII, Section A, line 3, 4, or 5 about compensation of the organization's current and former officers, directors, trustees, key employees, and highest compensated employees? *If "Yes," complete Schedule J*	23		X
24a	Did the organization have a tax-exempt bond issue with an outstanding principal amount of more than $100,000 as of the last day of the year, that was issued after December 31, 2002? *If "Yes," answer lines 24b through 24d and complete Schedule K. If "No," go to line 25a*	24a		X
b	Did the organization invest any proceeds of tax-exempt bonds beyond a temporary period exception?	24b		
c	Did the organization maintain an escrow account other than a refunding escrow at any time during the year to defease any tax-exempt bonds?	24c		
d	Did the organization act as an "on behalf of" issuer for bonds outstanding at any time during the year?	24d		
25a	**Section 501(c)(3), 501(c)(4), and 501(c)(29) organizations.** Did the organization engage in an excess benefit transaction with a disqualified person during the year? *If "Yes," complete Schedule L, Part I*	25a		X
b	Is the organization aware that it engaged in an excess benefit transaction with a disqualified person in a prior year, and that the transaction has not been reported on any of the organization's prior Forms 990 or 990-EZ? *If "Yes," complete Schedule L, Part I*	25b		X
26	Did the organization report any amount on Part X, line 5 or 22, for receivables from or payables to any current or former officer, director, trustee, key employee, creator or founder, substantial contributor, or 35% controlled entity or family member of any of these persons? *If "Yes," complete Schedule L, Part II*	26		X
27	Did the organization provide a grant or other assistance to any current or former officer, director, trustee, key employee, creator or founder, substantial contributor or employee thereof, a grant selection committee member, or to a 35% controlled entity (including an employee thereof) or family member of any of these persons? *If "Yes," complete Schedule L, Part III*	27		X
28	Was the organization a party to a business transaction with one of the following parties (see Schedule L, Part IV instructions, for applicable filing thresholds, conditions, and exceptions):			
a	A current or former officer, director, trustee, key employee, creator or founder, or substantial contributor? *If "Yes," complete Schedule L, Part IV*	28a	X	
b	A family member of any individual described in line 28a? *If "Yes," complete Schedule L, Part IV*	28b		X
c	A 35% controlled entity of one or more individuals and/or organizations described in lines 28a or 28b? *If "Yes," complete Schedule L, Part IV*	28c		X
29	Did the organization receive more than $25,000 in non-cash contributions? *If "Yes," complete Schedule M*	29		X
30	Did the organization receive contributions of art, historical treasures, or other similar assets, or qualified conservation contributions? *If "Yes," complete Schedule M*	30		X
31	Did the organization liquidate, terminate, or dissolve and cease operations? *If "Yes," complete Schedule N, Part I*	31		X
32	Did the organization sell, exchange, dispose of, or transfer more than 25% of its net assets? *If "Yes," complete Schedule N, Part II*	32		X
33	Did the organization own 100% of an entity disregarded as separate from the organization under Regulations sections 301.7701-2 and 301.7701-3? *If "Yes," complete Schedule R, Part I*	33		X
34	Was the organization related to any tax-exempt or taxable entity? *If "Yes," complete Schedule R, Part II, III, or IV, and Part V, line 1*	34		X
35a	Did the organization have a controlled entity within the meaning of section 512(b)(13)?	35a		X
b	If "Yes" to line 35a, did the organization receive any payment from or engage in any transaction with a controlled entity within the meaning of section 512(b)(13)? *If "Yes," complete Schedule R, Part V, line 2*	35b		
36	**Section 501(c)(3) organizations.** Did the organization make any transfers to an exempt non-charitable related organization? *If "Yes," complete Schedule R, Part V, line 2*	36		X
37	Did the organization conduct more than 5% of its activities through an entity that is not a related organization and that is treated as a partnership for federal income tax purposes? *If "Yes," complete Schedule R, Part VI*	37		X
38	Did the organization complete Schedule O and provide explanations in Schedule O for Part VI, lines 11b and 19? **Note:** All Form 990 filers are required to complete Schedule O	38	X	

Part V Statements Regarding Other IRS Filings and Tax Compliance

Check if Schedule O contains a response or note to any line in this Part V ☐

				Yes	No
1a	Enter the number reported in Box 3 of Form 1096. Enter -0- if not applicable	1a	272		
b	Enter the number of Forms W-2G included in line 1a. Enter -0- if not applicable	1b	0		
c	Did the organization comply with backup withholding rules for reportable payments to vendors and reportable gaming (gambling) winnings to prize winners?	1c		X	

Part V Statements Regarding Other IRS Filings and Tax Compliance *(continued)*

			Yes	No
2a Enter the number of employees reported on Form W-3, Transmittal of Wage and Tax Statements, filed for the calendar year ending with or within the year covered by this return	2a 144			
b If at least one is reported on line 2a, did the organization file all required federal employment tax returns?		2b	X	
Note: If the sum of lines 1a and 2a is greater than 250, you may be required to *e-file* (see instructions)				
3a Did the organization have unrelated business gross income of $1,000 or more during the year?		3a		X
b If "Yes," has it filed a Form 990-T for this year? *If "No" to line 3b, provide an explanation on Schedule O*		3b		
4a At any time during the calendar year, did the organization have an interest in, or a signature or other authority over, a financial account in a foreign country (such as a bank account, securities account, or other financial account)?		4a		X
b If "Yes," enter the name of the foreign country ▶				
See instructions for filing requirements for FinCEN Form 114, Report of Foreign Bank and Financial Accounts (FBAR).				
5a Was the organization a party to a prohibited tax shelter transaction at any time during the tax year?		5a		X
b Did any taxable party notify the organization that it was or is a party to a prohibited tax shelter transaction?		5b		X
c If "Yes" to line 5a or 5b, did the organization file Form 8886-T?		5c		
6a Does the organization have annual gross receipts that are normally greater than $100,000, and did the organization solicit any contributions that were not tax deductible as charitable contributions?		6a		X
b If "Yes," did the organization include with every solicitation an express statement that such contributions or gifts were not tax deductible?		6b		
7 Organizations that may receive deductible contributions under section 170(c).				
a Did the organization receive a payment in excess of $75 made partly as a contribution and partly for goods and services provided to the payor?		7a		X
b If "Yes," did the organization notify the donor of the value of the goods or services provided?		7b		
c Did the organization sell, exchange, or otherwise dispose of tangible personal property for which it was required to file Form 8282?		7c		X
d If "Yes," indicate the number of Forms 8282 filed during the year	7d			
e Did the organization receive any funds, directly or indirectly, to pay premiums on a personal benefit contract?		7e		X
f Did the organization, during the year, pay premiums, directly or indirectly, on a personal benefit contract?		7f		X
g If the organization received a contribution of qualified intellectual property, did the organization file Form 8899 as required?		7g		
h If the organization received a contribution of cars, boats, airplanes, or other vehicles, did the organization file a Form 1098-C?		7h		
8 Sponsoring organizations maintaining donor advised funds. Did a donor advised fund maintained by the sponsoring organization have excess business holdings at any time during the year?		8		
9 Sponsoring organizations maintaining donor advised funds.				
a Did the sponsoring organization make any taxable distributions under section 4966?		9a		
b Did the sponsoring organization make a distribution to a donor, donor advisor, or related person?		9b		
10 Section 501(c)(7) organizations. Enter:				
a Initiation fees and capital contributions included on Part VIII, line 12	10a			
b Gross receipts, included on Form 990, Part VIII, line 12, for public use of club facilities	10b			
11 Section 501(c)(12) organizations. Enter:				
a Gross income from members or shareholders	11a			
b Gross income from other sources (Do not net amounts due or paid to other sources against amounts due or received from them.)	11b			
12a Section 4947(a)(1) non-exempt charitable trusts. Is the organization filing Form 990 in lieu of Form 1041?		12a		
b If "Yes," enter the amount of tax-exempt interest received or accrued during the year	12b			
13 Section 501(c)(29) qualified nonprofit health insurance issuers.				
a Is the organization licensed to issue qualified health plans in more than one state?		13a		
Note: See the instructions for additional information the organization must report on Schedule O.				
b Enter the amount of reserves the organization is required to maintain by the states in which the organization is licensed to issue qualified health plans	13b			
c Enter the amount of reserves on hand	13c			
14a Did the organization receive any payments for indoor tanning services during the tax year?		14a		X
b If "Yes," has it filed a Form 720 to report these payments? *If "No," provide an explanation on Schedule O*		14b		
15 Is the organization subject to the section 4960 tax on payment(s) of more than $1,000,000 in remuneration or excess parachute payment(s) during the year?		15		X
If "Yes," see instructions and file Form 4720, Schedule N.				
16 Is the organization an educational institution subject to the section 4968 excise tax on net investment income?		16		X
If "Yes," complete Form 4720, Schedule O.				

Part VI Governance, Management, and Disclosure *For each "Yes" response to lines 2 through 7b below, and for a "No" response to line 8a, 8b, or 10b below, describe the circumstances, processes, or changes on Schedule O. See instructions.*

Check if Schedule O contains a response or note to any line in this Part VI [X]

Section A. Governing Body and Management

				Yes	No
1a	Enter the number of voting members of the governing body at the end of the tax year	1a	13		
	If there are material differences in voting rights among members of the governing body, or if the governing body delegated broad authority to an executive committee or similar committee, explain on Schedule O.				
b	Enter the number of voting members included on line 1a, above, who are independent	1b	13		
2	Did any officer, director, trustee, or key employee have a family relationship or a business relationship with any other officer, director, trustee, or key employee?	2			X
3	Did the organization delegate control over management duties customarily performed by or under the direct supervision of officers, directors, trustees, or key employees to a management company or other person?	3			X
4	Did the organization make any significant changes to its governing documents since the prior Form 990 was filed?	4			X
5	Did the organization become aware during the year of a significant diversion of the organization's assets?	5			X
6	Did the organization have members or stockholders?	6			X
7a	Did the organization have members, stockholders, or other persons who had the power to elect or appoint one or more members of the governing body?	7a			X
b	Are any governance decisions of the organization reserved to (or subject to approval by) members, stockholders, or persons other than the governing body?	7b			X
8	Did the organization contemporaneously document the meetings held or written actions undertaken during the year by the following:				
a	The governing body?	8a		X	
b	Each committee with authority to act on behalf of the governing body?	8b		X	
9	Is there any officer, director, trustee, or key employee listed in Part VII, Section A, who cannot be reached at the organization's mailing address? *If "Yes," provide the names and addresses on Schedule O*	9			X

Section B. Policies *(This Section B requests information about policies not required by the Internal Revenue Code.)*

			Yes	No
10a	Did the organization have local chapters, branches, or affiliates?	10a		X
b	If "Yes," did the organization have written policies and procedures governing the activities of such chapters, affiliates, and branches to ensure their operations are consistent with the organization's exempt purposes?	10b		
11a	Has the organization provided a complete copy of this Form 990 to all members of its governing body before filing the form?	11a	X	
b	Describe in Schedule O the process, if any, used by the organization to review this Form 990.			
12a	Did the organization have a written conflict of interest policy? *If "No," go to line 13*	12a	X	
b	Were officers, directors, or trustees, and key employees required to disclose annually interests that could give rise to conflicts?	12b	X	
c	Did the organization regularly and consistently monitor and enforce compliance with the policy? *If "Yes," describe in Schedule O how this was done*	12c	X	
13	Did the organization have a written whistleblower policy?	13	X	
14	Did the organization have a written document retention and destruction policy?	14	X	
15	Did the process for determining compensation of the following persons include a review and approval by independent persons, comparability data, and contemporaneous substantiation of the deliberation and decision?			
a	The organization's CEO, Executive Director, or top management official	15a	X	
b	Other officers or key employees of the organization	15b	X	
	If "Yes" to line 15a or 15b, describe the process in Schedule O (see instructions).			
16a	Did the organization invest in, contribute assets to, or participate in a joint venture or similar arrangement with a taxable entity during the year?	16a		X
b	If "Yes," did the organization follow a written policy or procedure requiring the organization to evaluate its participation in joint venture arrangements under applicable federal tax law, and take steps to safeguard the organization's exempt status with respect to such arrangements?	16b		

Section C. Disclosure

17 List the states with which a copy of this Form 990 is required to be filed ▶ CA

18 Section 6104 requires an organization to make its Forms 1023 (1024 or 1024-A, if applicable), 990, and 990-T (Section 501(c)(3)s only) available for public inspection. Indicate how you made these available. Check all that apply.

[X] Own website [ ] Another's website [ ] Upon request [ ] Other *(explain on Schedule O)*

19 Describe on Schedule O whether (and if so, how) the organization made its governing documents, conflict of interest policy, and financial statements available to the public during the tax year.

20 State the name, address, and telephone number of the person who possesses the organization's books and records ▶

AMY MEDINA - (707) 462-3832
1116 AIRPORT PARK BLVD, UKIAH, CA 95482

Part VII Compensation of Officers, Directors, Trustees, Key Employees, Highest Compensated Employees, and Independent Contractors

Check if Schedule O contains a response or note to any line in this Part VII ☐

Section A. Officers, Directors, Trustees, Key Employees, and Highest Compensated Employees

1a Complete this table for all persons required to be listed. Report compensation for the calendar year ending with or within the organization's tax year.

- List all of the organization's **current** officers, directors, trustees (whether individuals or organizations), regardless of amount of compensation. Enter -0- in columns (D), (E), and (F) if no compensation was paid.
- List all of the organization's **current** key employees, if any. See instructions for definition of "key employee."
- List the organization's five **current** highest compensated employees (other than an officer, director, trustee, or key employee) who received reportable compensation (Box 5 of Form W-2 and/or Box 7 of Form 1099-MISC) of more than $100,000 from the organization and any related organizations.
- List all of the organization's **former** officers, key employees, and highest compensated employees who received more than $100,000 of reportable compensation from the organization and any related organizations.
- List all of the organization's **former directors or trustees** that received, in the capacity as a former director or trustee of the organization, more than $10,000 of reportable compensation from the organization and any related organizations.

See instructions for the order in which to list the persons above.

☐ Check this box if neither the organization nor any related organization compensated any current officer, director, or trustee.

(A) Name and title	(B) Average hours per week (list any hours for related organizations below line)	(C) Position (do not check more than one box, unless person is both an officer and a director/trustee): Individual trustee or director	Institutional trustee	Officer	Key employee	Highest compensated employee	Former	(D) Reportable compensation from the organization (W-2/1099-MISC)	(E) Reportable compensation from related organizations (W-2/1099-MISC)	(F) Estimated amount of other compensation from the organization and related organizations
(1) KIMBERLY SMALLEY EXECUTIVE DIR.	37.50			X				127,443.	0.	14,291.
(2) MARY K BLOCK DIR OF CLIENT SERV	37.50					X		119,237.	0.	13,281.
(3) AMY MEDINA DIR. OF ADMIN	37.50			X				91,088.	0.	27,077.
(4) DIANE LARSON BOARD MEMBER	2.00	X						0.	0.	0.
(5) BEVERLY FONTAINE BOARD MEMBER	2.00	X						0.	0.	0.
(6) TERESA SCHNACKER BOARD MEMBER	2.00	X						0.	0.	0.
(7) MIKE SAWYER BOARD MEMBER	2.00	X						0.	0.	0.
(8) ALLISON HILLIX BOARD MEMBER	2.00	X						0.	0.	0.
(9) DAVE MATSON BOARD MEMBER	2.00	X						0.	0.	0.
(10) KEITH PEEPLES BOARD MEMBER	2.00	X						0.	0.	0.
(11) BILL LACY BOARD MEMBER	2.00	X						0.	0.	0.
(12) STEVEN JACKSON BOARD MEMBER	2.00	X						0.	0.	0.
(13) CASSANDRA MAY BOARD MEMBER	2.00	X						0.	0.	0.
(14) WILLIAM LUIS BOARD MEMBER	2.00	X						0.	0.	0.
(15) TAMERA LEIGHTON BOARD MEMBER	2.00	X						0.	0.	0.
(16) CHRIS NIFONG BOARD MEMBER	2.00	X						0.	0.	0.

Part VII **Section A. Officers, Directors, Trustees, Key Employees, and Highest Compensated Employees** *(continued)*

(A) Name and title	(B) Average hours per week (list any hours for related organizations below line)	(C) Position (do not check more than one box, unless person is both an officer and a director/trustee): Individual trustee or director	Institutional trustee	Officer	Key employee	Highest compensated employee	Former	(D) Reportable compensation from the organization (W-2/1099-MISC)	(E) Reportable compensation from related organizations (W-2/1099-MISC)	(F) Estimated amount of other compensation from the organization and related organizations
1b Subtotal ▶								337,768.	0.	54,649.
c Total from continuation sheets to Part VII, Section A ▶								0.	0.	0.
d Total (add lines 1b and 1c) ▶								337,768.	0.	54,649.

2 Total number of individuals (including but not limited to those listed above) who received more than $100,000 of reportable compensation from the organization ▶ 2

		Yes	No
3 Did the organization list any **former** officer, director, trustee, key employee, or highest compensated employee on line 1a? *If "Yes," complete Schedule J for such individual*	3		X
4 For any individual listed on line 1a, is the sum of reportable compensation and other compensation from the organization and related organizations greater than $150,000? *If "Yes," complete Schedule J for such individual*	4		X
5 Did any person listed on line 1a receive or accrue compensation from any unrelated organization or individual for services rendered to the organization? *If "Yes," complete Schedule J for such person*	5		X

Section B. Independent Contractors

1 Complete this table for your five highest compensated independent contractors that received more than $100,000 of compensation from the organization. Report compensation for the calendar year ending with or within the organization's tax year.

(A) Name and business address	(B) Description of services	(C) Compensation
RADIANT LIVING 325 2ND STREET STE 302, EUREKA , CA 95501	SUPP LIVING; TRANSPORT	4,004,905.
COMPREHENSIVE SUPPORT PO BOX 86, CLEARLAKE PARK, CA 95424	MENTAL HEALTH SERVICE	3,503,114.
FAMILIES UNITED 720 SOUTH MAIN STREET, LAKEPORT , CA 95453	RESPITE; CONSULT; TRANSP	1,483,348.
NORTH COAST SUPPORTABILITY PO BOX 1533, KELSEYVILLE , CA 95451	DAY PROGRAM; ASST; TRANSP	1,229,164.
CONNECTIONS LIVING SERVICES 930 3RD STREET SUITE 207, EUREKA , CA 95051	SUPPORTED LIVING	1,223,222.

2 Total number of independent contractors (including but not limited to those listed above) who received more than $100,000 of compensation from the organization ▶ 32

Part VIII Statement of Revenue

Check if Schedule O contains a response or note to any line in this Part VIII ☐

				(A) Total revenue	(B) Related or exempt function revenue	(C) Unrelated business revenue	(D) Revenue excluded from tax under sections 512 - 514
Contributions, Gifts, Grants and Other Similar Amounts	1 a Federated campaigns	1a					
	b Membership dues	1b					
	c Fundraising events	1c					
	d Related organizations	1d					
	e Government grants (contributions)	1e	147,402,044.				
	f All other contributions, gifts, grants, and similar amounts not included above	1f	1,000.				
	g Noncash contributions included in lines 1a-1f	1g	$				
	h **Total.** Add lines 1a-1f ▶			147,403,044.			
			Business Code				
Program Service Revenue	2 a ICF SUPPL SVS INCOME		900099	245,655.	245,655.		
	b						
	c						
	d						
	e						
	f All other program service revenue						
	g **Total.** Add lines 2a-2f ▶			245,655.			
Other Revenue	3 Investment income (including dividends, interest, and other similar amounts) ▶			8,775.			8,775.
	4 Income from investment of tax-exempt bond proceeds ▶						
	5 Royalties ▶						
			(i) Real	(ii) Personal			
	6 a Gross rents	6a					
	b Less: rental expenses	6b					
	c Rental income or (loss)	6c					
	d Net rental income or (loss) ▶						
			(i) Securities	(ii) Other			
	7 a Gross amount from sales of assets other than inventory	7a					
	b Less: cost or other basis and sales expenses	7b					
	c Gain or (loss)	7c					
	d Net gain or (loss) ▶						
	8 a Gross income from fundraising events (not including $ _____ of contributions reported on line 1c). See Part IV, line 18	8a					
	b Less: direct expenses	8b					
	c Net income or (loss) from fundraising events ▶						
	9 a Gross income from gaming activities. See Part IV, line 19	9a					
	b Less: direct expenses	9b					
	c Net income or (loss) from gaming activities ▶						
	10 a Gross sales of inventory, less returns and allowances	10a					
	b Less: cost of goods sold	10b					
	c Net income or (loss) from sales of inventory ▶						
			Business Code				
Miscellaneous Revenue	11 a OTHER INCOME		900099	14,116.	14,116.		
	b						
	c						
	d All other revenue						
	e **Total.** Add lines 11a-11d ▶			14,116.			
	12 **Total revenue.** See instructions ▶			147,671,590.	259,771.	0.	8,775.

Part IX Statement of Functional Expenses

Section 501(c)(3) and 501(c)(4) organizations must complete all columns. All other organizations must complete column (A).

Check if Schedule O contains a response or note to any line in this Part IX ☐

Do not include amounts reported on lines 6b, 7b, 8b, 9b, and 10b of Part VIII.	(A) Total expenses	(B) Program service expenses	(C) Management and general expenses	(D) Fundraising expenses
1 Grants and other assistance to domestic organizations and domestic governments. See Part IV, line 21				
2 Grants and other assistance to domestic individuals. See Part IV, line 22	135,647,462.	135,647,462.		
3 Grants and other assistance to foreign organizations, foreign governments, and foreign individuals. See Part IV, lines 15 and 16				
4 Benefits paid to or for members				
5 Compensation of current officers, directors, trustees, and key employees	299,703.	259,449.	40,254.	
6 Compensation not included above to disqualified persons (as defined under section 4958(f)(1)) and persons described in section 4958(c)(3)(B)				
7 Other salaries and wages	6,039,937.	5,244,768.	795,169.	
8 Pension plan accruals and contributions (include section 401(k) and 403(b) employer contributions)	1,134,872.	976,008.	158,864.	
9 Other employee benefits	1,877,890.	1,598,733.	279,157.	
10 Payroll taxes	4,447.	4,447.		
11 Fees for services (nonemployees):				
a Management				
b Legal	15,616.		15,616.	
c Accounting	43,300.		43,300.	
d Lobbying				
e Professional fundraising services. See Part IV, line 17				
f Investment management fees				
g Other. (If line 11g amount exceeds 10% of line 25, column (A) amount, list line 11g expenses on Sch O.)	170,113.	39,167.	130,946.	
12 Advertising and promotion	64,160.		64,160.	
13 Office expenses				
14 Information technology				
15 Royalties				
16 Occupancy	853,850.	853,850.		
17 Travel	53,407.	41,107.	12,300.	
18 Payments of travel or entertainment expenses for any federal, state, or local public officials				
19 Conferences, conventions, and meetings				
20 Interest	7,100.		7,100.	
21 Payments to affiliates				
22 Depreciation, depletion, and amortization				
23 Insurance	90,039.		90,039.	
24 Other expenses. Itemize expenses not covered above (List miscellaneous expenses on line 24e. If line 24e amount exceeds 10% of line 25, column (A) amount, list line 24e expenses on Schedule O.)				
a EQUIPMENT PURCHASE	485,695.		485,695.	
b COMMUNICATION	212,114.		212,114.	
c FACILITY MAINTENANCE	178,991.		178,991.	
d GENERAL EXPENSES	126,698.		126,698.	
e All other expenses	367,144.	51,893.	315,251.	
25 **Total functional expenses.** Add lines 1 through 24e	147,672,538.	144,716,884.	2,955,654.	0.
26 **Joint costs.** Complete this line only if the organization reported in column (B) joint costs from a combined educational campaign and fundraising solicitation. Check here ▶ ☐ if following SOP 98-2 (ASC 958-720)				

Part X Balance Sheet

Check if Schedule O contains a response or note to any line in this Part X ☐

			(A) Beginning of year		(B) End of year
Assets	1	Cash - non-interest-bearing	9,976,832.	1	11,006,659.
	2	Savings and temporary cash investments		2	
	3	Pledges and grants receivable, net	38,815,573.	3	37,033,555.
	4	Accounts receivable, net		4	350.
	5	Loans and other receivables from any current or former officer, director, trustee, key employee, creator or founder, substantial contributor, or 35% controlled entity or family member of any of these persons		5	
	6	Loans and other receivables from other disqualified persons (as defined under section 4958(f)(1)), and persons described in section 4958(c)(3)(B)		6	
	7	Notes and loans receivable, net		7	
	8	Inventories for sale or use		8	
	9	Prepaid expenses and deferred charges	92,695.	9	99,250.
	10a	Land, buildings, and equipment: cost or other basis. Complete Part VI of Schedule D — 10a			
	b	Less: accumulated depreciation — 10b		10c	
	11	Investments - publicly traded securities		11	
	12	Investments - other securities. See Part IV, line 11	70,670.	12	92,333.
	13	Investments - program-related. See Part IV, line 11		13	
	14	Intangible assets		14	
	15	Other assets. See Part IV, line 11	10,044,740.	15	10,894,762.
	16	**Total assets.** Add lines 1 through 15 (must equal line 33)	59,000,510.	16	59,126,909.
Liabilities	17	Accounts payable and accrued expenses	23,845,585.	17	25,436,492.
	18	Grants payable		18	
	19	Deferred revenue		19	
	20	Tax-exempt bond liabilities		20	
	21	Escrow or custodial account liability. Complete Part IV of Schedule D		21	
	22	Loans and other payables to any current or former officer, director, trustee, key employee, creator or founder, substantial contributor, or 35% controlled entity or family member of any of these persons		22	
	23	Secured mortgages and notes payable to unrelated third parties		23	
	24	Unsecured notes and loans payable to unrelated third parties		24	
	25	Other liabilities (including federal income tax, payables to related third parties, and other liabilities not included on lines 17-24). Complete Part X of Schedule D	35,084,255.	25	33,598,084.
	26	**Total liabilities.** Add lines 17 through 25	58,929,840.	26	59,034,576.
Net Assets or Fund Balances		**Organizations that follow FASB ASC 958, check here ▶ [X] and complete lines 27, 28, 32, and 33.**			
	27	Net assets without donor restrictions	62,670.	27	92,333.
	28	Net assets with donor restrictions	8,000.	28	0.
		Organizations that do not follow FASB ASC 958, check here ▶ ☐ and complete lines 29 through 33.			
	29	Capital stock or trust principal, or current funds		29	
	30	Paid-in or capital surplus, or land, building, or equipment fund		30	
	31	Retained earnings, endowment, accumulated income, or other funds		31	
	32	Total net assets or fund balances	70,670.	32	92,333.
	33	Total liabilities and net assets/fund balances	59,000,510.	33	59,126,909.

Part XI Reconciliation of Net Assets

Check if Schedule O contains a response or note to any line in this Part XI ☐

1	Total revenue (must equal Part VIII, column (A), line 12)	1	147,671,590.
2	Total expenses (must equal Part IX, column (A), line 25)	2	147,672,538.
3	Revenue less expenses. Subtract line 2 from line 1	3	-948.
4	Net assets or fund balances at beginning of year (must equal Part X, line 32, column (A))	4	70,670.
5	Net unrealized gains (losses) on investments	5	22,611.
6	Donated services and use of facilities	6	
7	Investment expenses	7	
8	Prior period adjustments	8	
9	Other changes in net assets or fund balances (explain on Schedule O)	9	0.
10	Net assets or fund balances at end of year. Combine lines 3 through 9 (must equal Part X, line 32, column (B))	10	92,333.

Part XII Financial Statements and Reporting

Check if Schedule O contains a response or note to any line in this Part XII ☒

			Yes	No
1	Accounting method used to prepare the Form 990: ☐ Cash ☒ Accrual ☐ Other _____ If the organization changed its method of accounting from a prior year or checked "Other," explain in Schedule O.			
2a	Were the organization's financial statements compiled or reviewed by an independent accountant?	2a		X
	If "Yes," check a box below to indicate whether the financial statements for the year were compiled or reviewed on a separate basis, consolidated basis, or both: ☐ Separate basis ☐ Consolidated basis ☐ Both consolidated and separate basis			
b	Were the organization's financial statements audited by an independent accountant?	2b	X	
	If "Yes," check a box below to indicate whether the financial statements for the year were audited on a separate basis, consolidated basis, or both: ☒ Separate basis ☐ Consolidated basis ☐ Both consolidated and separate basis			
c	If "Yes" to line 2a or 2b, does the organization have a committee that assumes responsibility for oversight of the audit, review, or compilation of its financial statements and selection of an independent accountant?	2c	X	
	If the organization changed either its oversight process or selection process during the tax year, explain on Schedule O.			
3a	As a result of a federal award, was the organization required to undergo an audit or audits as set forth in the Single Audit Act and OMB Circular A-133?	3a		X
b	If "Yes," did the organization undergo the required audit or audits? If the organization did not undergo the required audit or audits, explain why on Schedule O and describe any steps taken to undergo such audits	3b		

SCHEDULE A
(Form 990 or 990-EZ)

Department of the Treasury
Internal Revenue Service

Public Charity Status and Public Support

Complete if the organization is a section 501(c)(3) organization or a section 4947(a)(1) nonexempt charitable trust.
▶ Attach to Form 990 or Form 990-EZ.
▶ Go to www.irs.gov/Form990 for instructions and the latest information.

OMB No. 1545-0047
2020
Open to Public Inspection

Name of the organization REDWOOD COAST DEVELOPMENTAL SERVICES CORPORATION

Employer identification number 94-2897317

Part I **Reason for Public Charity Status.** (All organizations must complete this part.) See instructions.

The organization is not a private foundation because it is: (For lines 1 through 12, check only one box.)

1 [ ] A church, convention of churches, or association of churches described in **section 170(b)(1)(A)(i).**
2 [ ] A school described in **section 170(b)(1)(A)(ii).** (Attach Schedule E (Form 990 or 990-EZ).)
3 [ ] A hospital or a cooperative hospital service organization described in **section 170(b)(1)(A)(iii).**
4 [ ] A medical research organization operated in conjunction with a hospital described in **section 170(b)(1)(A)(iii).** Enter the hospital's name, city, and state: _____
5 [ ] An organization operated for the benefit of a college or university owned or operated by a governmental unit described in **section 170(b)(1)(A)(iv).** (Complete Part II.)
6 [ ] A federal, state, or local government or governmental unit described in **section 170(b)(1)(A)(v).**
7 [X] An organization that normally receives a substantial part of its support from a governmental unit or from the general public described in **section 170(b)(1)(A)(vi).** (Complete Part II.)
8 [ ] A community trust described in **section 170(b)(1)(A)(vi).** (Complete Part II.)
9 [ ] An agricultural research organization described in **section 170(b)(1)(A)(ix)** operated in conjunction with a land-grant college or university or a non-land-grant college of agriculture (see instructions). Enter the name, city, and state of the college or university: _____
10 [ ] An organization that normally receives (1) more than 33 1/3% of its support from contributions, membership fees, and gross receipts from activities related to its exempt functions, subject to certain exceptions; and (2) no more than 33 1/3% of its support from gross investment income and unrelated business taxable income (less section 511 tax) from businesses acquired by the organization after June 30, 1975. See **section 509(a)(2).** (Complete Part III.)
11 [ ] An organization organized and operated exclusively to test for public safety. See **section 509(a)(4).**
12 [ ] An organization organized and operated exclusively for the benefit of, to perform the functions of, or to carry out the purposes of one or more publicly supported organizations described in **section 509(a)(1)** or **section 509(a)(2).** See **section 509(a)(3).** Check the box in lines 12a through 12d that describes the type of supporting organization and complete lines 12e, 12f, and 12g.

a [ ] **Type I.** A supporting organization operated, supervised, or controlled by its supported organization(s), typically by giving the supported organization(s) the power to regularly appoint or elect a majority of the directors or trustees of the supporting organization. **You must complete Part IV, Sections A and B.**
b [ ] **Type II.** A supporting organization supervised or controlled in connection with its supported organization(s), by having control or management of the supporting organization vested in the same persons that control or manage the supported organization(s). **You must complete Part IV, Sections A and C.**
c [ ] **Type III functionally integrated.** A supporting organization operated in connection with, and functionally integrated with, its supported organization(s) (see instructions). **You must complete Part IV, Sections A, D, and E.**
d [ ] **Type III non-functionally integrated.** A supporting organization operated in connection with its supported organization(s) that is not functionally integrated. The organization generally must satisfy a distribution requirement and an attentiveness requirement (see instructions). **You must complete Part IV, Sections A and D, and Part V.**
e [ ] Check this box if the organization received a written determination from the IRS that it is a Type I, Type II, Type III functionally integrated, or Type III non-functionally integrated supporting organization.
f Enter the number of supported organizations .....
g Provide the following information about the supported organization(s).

(i) Name of supported organization	(ii) EIN	(iii) Type of organization (described on lines 1-10 above (see instructions))	(iv) Is the organization listed in your governing document? Yes	No	(v) Amount of monetary support (see instructions)	(vi) Amount of other support (see instructions)
Total						

LHA **For Paperwork Reduction Act Notice, see the Instructions for Form 990 or 990-EZ.** 032021 01-25-21 **Schedule A (Form 990 or 990-EZ) 2020**

Part II **Support Schedule for Organizations Described in Sections 170(b)(1)(A)(iv) and 170(b)(1)(A)(vi)**

(Complete only if you checked the box on line 5, 7, or 8 of Part I or if the organization failed to qualify under Part III. If the organization fails to qualify under the tests listed below, please complete Part III.)

Section A. Public Support

Calendar year (or fiscal year beginning in) ▶	(a) 2016	(b) 2017	(c) 2018	(d) 2019	(e) 2020	(f) Total
1 Gifts, grants, contributions, and membership fees received. (Do not include any "unusual grants.")	107780693	115224825	123767880	138687012	147403044	632863454
2 Tax revenues levied for the organization's benefit and either paid to or expended on its behalf						
3 The value of services or facilities furnished by a governmental unit to the organization without charge						
4 **Total.** Add lines 1 through 3	107780693	115224825	123767880	138687012	147403044	632863454
5 The portion of total contributions by each person (other than a governmental unit or publicly supported organization) included on line 1 that exceeds 2% of the amount shown on line 11, column (f)						
6 **Public support.** Subtract line 5 from line 4.						632863454

Section B. Total Support

Calendar year (or fiscal year beginning in) ▶	(a) 2016	(b) 2017	(c) 2018	(d) 2019	(e) 2020	(f) Total
7 Amounts from line 4	107780693	115224825	123767880	138687012	147403044	632863454
8 Gross income from interest, dividends, payments received on securities loans, rents, royalties, and income from similar sources	41,520.	60,129.	4,119.	60,971.	8,775.	175,514.
9 Net income from unrelated business activities, whether or not the business is regularly carried on						
10 Other income. Do not include gain or loss from the sale of capital assets (Explain in Part VI.)	28,695.	7,116.	7,518.	26,472.	14,116.	83,917.
11 **Total support.** Add lines 7 through 10						633122885

12 Gross receipts from related activities, etc. (see instructions) 12 619,906.

13 **First 5 years.** If the Form 990 is for the organization's first, second, third, fourth, or fifth tax year as a section 501(c)(3) organization, check this box and **stop here** ▶ ☐

Section C. Computation of Public Support Percentage

14 Public support percentage for 2020 (line 6, column (f), divided by line 11, column (f)) 14 99.96 %

15 Public support percentage from 2019 Schedule A, Part II, line 14 15 99.95 %

16a **33 1/3% support test - 2020.** If the organization did not check the box on line 13, and line 14 is 33 1/3% or more, check this box and **stop here.** The organization qualifies as a publicly supported organization ▶ [X]

b **33 1/3% support test - 2019.** If the organization did not check a box on line 13 or 16a, and line 15 is 33 1/3% or more, check this box and **stop here.** The organization qualifies as a publicly supported organization ▶ ☐

17a **10% -facts-and-circumstances test - 2020.** If the organization did not check a box on line 13, 16a, or 16b, and line 14 is 10% or more, and if the organization meets the facts-and-circumstances test, check this box and **stop here.** Explain in Part VI how the organization meets the facts-and-circumstances test. The organization qualifies as a publicly supported organization ▶ ☐

b **10% -facts-and-circumstances test - 2019.** If the organization did not check a box on line 13, 16a, 16b, or 17a, and line 15 is 10% or more, and if the organization meets the facts-and-circumstances test, check this box and **stop here.** Explain in Part VI how the organization meets the facts-and-circumstances test. The organization qualifies as a publicly supported organization ▶ ☐

18 **Private foundation.** If the organization did not check a box on line 13, 16a, 16b, 17a, or 17b, check this box and see instructions ▶ ☐

Part III Support Schedule for Organizations Described in Section 509(a)(2)

(Complete only if you checked the box on line 10 of Part I or if the organization failed to qualify under Part II. If the organization fails to qualify under the tests listed below, please complete Part II.)

Section A. Public Support

Calendar year (or fiscal year beginning in) ▶	(a) 2016	(b) 2017	(c) 2018	(d) 2019	(e) 2020	(f) Total
1 Gifts, grants, contributions, and membership fees received. (Do not include any "unusual grants.")						
2 Gross receipts from admissions, merchandise sold or services performed, or facilities furnished in any activity that is related to the organization's tax-exempt purpose						
3 Gross receipts from activities that are not an unrelated trade or business under section 513						
4 Tax revenues levied for the organization's benefit and either paid to or expended on its behalf						
5 The value of services or facilities furnished by a governmental unit to the organization without charge						
6 **Total.** Add lines 1 through 5						
7a Amounts included on lines 1, 2, and 3 received from disqualified persons						
b Amounts included on lines 2 and 3 received from other than disqualified persons that exceed the greater of $5,000 or 1% of the amount on line 13 for the year						
c Add lines 7a and 7b						
8 **Public support.** (Subtract line 7c from line 6.)						

Section B. Total Support

Calendar year (or fiscal year beginning in) ▶	(a) 2016	(b) 2017	(c) 2018	(d) 2019	(e) 2020	(f) Total
9 Amounts from line 6						
10a Gross income from interest, dividends, payments received on securities loans, rents, royalties, and income from similar sources						
b Unrelated business taxable income (less section 511 taxes) from businesses acquired after June 30, 1975						
c Add lines 10a and 10b						
11 Net income from unrelated business activities not included in line 10b, whether or not the business is regularly carried on						
12 Other income. Do not include gain or loss from the sale of capital assets (Explain in Part VI.)						
13 **Total support.** (Add lines 9, 10c, 11, and 12.)						

14 **First 5 years.** If the Form 990 is for the organization's first, second, third, fourth, or fifth tax year as a section 501(c)(3) organization, check this box and **stop here** ▶ ☐

Section C. Computation of Public Support Percentage

15 Public support percentage for 2020 (line 8, column (f), divided by line 13, column (f))	15	%
16 Public support percentage from 2019 Schedule A, Part III, line 15	16	%

Section D. Computation of Investment Income Percentage

17 Investment income percentage for **2020** (line 10c, column (f), divided by line 13, column (f))	17	%
18 Investment income percentage from **2019** Schedule A, Part III, line 17	18	%

19a **33 1/3% support tests - 2020.** If the organization did not check the box on line 14, and line 15 is more than 33 1/3%, and line 17 is not more than 33 1/3%, check this box and **stop here.** The organization qualifies as a publicly supported organization ▶ ☐

b **33 1/3% support tests - 2019.** If the organization did not check a box on line 14 or line 19a, and line 16 is more than 33 1/3%, and line 18 is not more than 33 1/3%, check this box and **stop here.** The organization qualifies as a publicly supported organization ▶ ☐

20 **Private foundation.** If the organization did not check a box on line 14, 19a, or 19b, check this box and see instructions ▶ ☐

Part IV Supporting Organizations

(Complete only if you checked a box in line 12 on Part I. If you checked box 12a, Part I, complete Sections A and B. If you checked box 12b, Part I, complete Sections A and C. If you checked box 12c, Part I, complete Sections A, D, and E. If you checked box 12d, Part I, complete Sections A and D, and complete Part V.)

Section A. All Supporting Organizations

			Yes	No
1	Are all of the organization's supported organizations listed by name in the organization's governing documents? *If "No," describe in* **Part VI** *how the supported organizations are designated. If designated by class or purpose, describe the designation. If historic and continuing relationship, explain.*	1		
2	Did the organization have any supported organization that does not have an IRS determination of status under section 509(a)(1) or (2)? *If "Yes," explain in* **Part VI** *how the organization determined that the supported organization was described in section 509(a)(1) or (2).*	2		
3a	Did the organization have a supported organization described in section 501(c)(4), (5), or (6)? *If "Yes," answer lines 3b and 3c below.*	3a		
b	Did the organization confirm that each supported organization qualified under section 501(c)(4), (5), or (6) and satisfied the public support tests under section 509(a)(2)? *If "Yes," describe in* **Part VI** *when and how the organization made the determination.*	3b		
c	Did the organization ensure that all support to such organizations was used exclusively for section 170(c)(2)(B) purposes? *If "Yes," explain in* **Part VI** *what controls the organization put in place to ensure such use.*	3c		
4a	Was any supported organization not organized in the United States ("foreign supported organization")? *If "Yes," and if you checked box 12a or 12b in Part I, answer lines 4b and 4c below.*	4a		
b	Did the organization have ultimate control and discretion in deciding whether to make grants to the foreign supported organization? *If "Yes," describe in* **Part VI** *how the organization had such control and discretion despite being controlled or supervised by or in connection with its supported organizations.*	4b		
c	Did the organization support any foreign supported organization that does not have an IRS determination under sections 501(c)(3) and 509(a)(1) or (2)? *If "Yes," explain in* **Part VI** *what controls the organization used to ensure that all support to the foreign supported organization was used exclusively for section 170(c)(2)(B) purposes.*	4c		
5a	Did the organization add, substitute, or remove any supported organizations during the tax year? *If "Yes," answer lines 5b and 5c below (if applicable). Also, provide detail in* **Part VI,** *including (i) the names and EIN numbers of the supported organizations added, substituted, or removed; (ii) the reasons for each such action; (iii) the authority under the organization's organizing document authorizing such action; and (iv) how the action was accomplished (such as by amendment to the organizing document).*	5a		
b	**Type I or Type II only.** Was any added or substituted supported organization part of a class already designated in the organization's organizing document?	5b		
c	**Substitutions only.** Was the substitution the result of an event beyond the organization's control?	5c		
6	Did the organization provide support (whether in the form of grants or the provision of services or facilities) to anyone other than (i) its supported organizations, (ii) individuals that are part of the charitable class benefited by one or more of its supported organizations, or (iii) other supporting organizations that also support or benefit one or more of the filing organization's supported organizations? *If "Yes," provide detail in* **Part VI.**	6		
7	Did the organization provide a grant, loan, compensation, or other similar payment to a substantial contributor (as defined in section 4958(c)(3)(C)), a family member of a substantial contributor, or a 35% controlled entity with regard to a substantial contributor? *If "Yes," complete Part I of Schedule L (Form 990 or 990-EZ).*	7		
8	Did the organization make a loan to a disqualified person (as defined in section 4958) not described in line 7? *If "Yes," complete Part I of Schedule L (Form 990 or 990-EZ).*	8		
9a	Was the organization controlled directly or indirectly at any time during the tax year by one or more disqualified persons, as defined in section 4946 (other than foundation managers and organizations described in section 509(a)(1) or (2))? *If "Yes," provide detail in* **Part VI.**	9a		
b	Did one or more disqualified persons (as defined in line 9a) hold a controlling interest in any entity in which the supporting organization had an interest? *If "Yes," provide detail in* **Part VI.**	9b		
c	Did a disqualified person (as defined in line 9a) have an ownership interest in, or derive any personal benefit from, assets in which the supporting organization also had an interest? *If "Yes," provide detail in* **Part VI.**	9c		
10a	Was the organization subject to the excess business holdings rules of section 4943 because of section 4943(f) (regarding certain Type II supporting organizations, and all Type III non-functionally integrated supporting organizations)? *If "Yes," answer line 10b below.*	10a		
b	Did the organization have any excess business holdings in the tax year? *(Use Schedule C, Form 4720, to determine whether the organization had excess business holdings.)*	10b		

Part IV Supporting Organizations *(continued)*

		Yes	No
11 Has the organization accepted a gift or contribution from any of the following persons?			
a A person who directly or indirectly controls, either alone or together with persons described in lines 11b and 11c below, the governing body of a supported organization?	11a		
b A family member of a person described in line 11a above?	11b		
c A 35% controlled entity of a person described in line 11a or 11b above? *If "Yes" to line 11a, 11b, or 11c, provide detail in* **Part VI.**	11c		

Section B. Type I Supporting Organizations

		Yes	No
1 Did the governing body, members of the governing body, officers acting in their official capacity, or membership of one or more supported organizations have the power to regularly appoint or elect at least a majority of the organization's officers, directors, or trustees at all times during the tax year? *If "No," describe in* **Part VI** *how the supported organization(s) effectively operated, supervised, or controlled the organization's activities. If the organization had more than one supported organization, describe how the powers to appoint and/or remove officers, directors, or trustees were allocated among the supported organizations and what conditions or restrictions, if any, applied to such powers during the tax year.*	1		
2 Did the organization operate for the benefit of any supported organization other than the supported organization(s) that operated, supervised, or controlled the supporting organization? *If "Yes," explain in* **Part VI** *how providing such benefit carried out the purposes of the supported organization(s) that operated, supervised, or controlled the supporting organization.*	2		

Section C. Type II Supporting Organizations

		Yes	No
1 Were a majority of the organization's directors or trustees during the tax year also a majority of the directors or trustees of each of the organization's supported organization(s)? *If "No," describe in* **Part VI** *how control or management of the supporting organization was vested in the same persons that controlled or managed the supported organization(s).*	1		

Section D. All Type III Supporting Organizations

		Yes	No
1 Did the organization provide to each of its supported organizations, by the last day of the fifth month of the organization's tax year, (i) a written notice describing the type and amount of support provided during the prior tax year, (ii) a copy of the Form 990 that was most recently filed as of the date of notification, and (iii) copies of the organization's governing documents in effect on the date of notification, to the extent not previously provided?	1		
2 Were any of the organization's officers, directors, or trustees either (i) appointed or elected by the supported organization(s) or (ii) serving on the governing body of a supported organization? *If "No," explain in* **Part VI** *how the organization maintained a close and continuous working relationship with the supported organization(s).*	2		
3 By reason of the relationship described in line 2, above, did the organization's supported organizations have a significant voice in the organization's investment policies and in directing the use of the organization's income or assets at all times during the tax year? *If "Yes," describe in* **Part VI** *the role the organization's supported organizations played in this regard.*	3		

Section E. Type III Functionally Integrated Supporting Organizations

1 *Check the box next to the method that the organization used to satisfy the Integral Part Test during the yea* **(see instructions).**

a ☐ The organization satisfied the Activities Test. *Complete* **line 2** *below.*

b ☐ The organization is the parent of each of its supported organizations. *Complete* **line 3** *below.*

c ☐ The organization supported a governmental entity. *Describe in* **Part VI** *how you supported a governmental entity (see instructions).*

		Yes	No
2 Activities Test. **Answer lines 2a and 2b below.**			
a Did substantially all of the organization's activities during the tax year directly further the exempt purposes of the supported organization(s) to which the organization was responsive? *If "Yes," then in* **Part VI identify those supported organizations and explain** *how these activities directly furthered their exempt purposes, how the organization was responsive to those supported organizations, and how the organization determined that these activities constituted substantially all of its activities.*	2a		
b Did the activities described in line 2a, above, constitute activities that, but for the organization's involvement, one or more of the organization's supported organization(s) would have been engaged in? *If "Yes," explain in* **Part VI** *the reasons for the organization's position that its supported organization(s) would have engaged in these activities but for the organization's involvement.*	2b		
3 Parent of Supported Organizations. **Answer lines 3a and 3b below.**			
a Did the organization have the power to regularly appoint or elect a majority of the officers, directors, or trustees of each of the supported organizations? *If "Yes" or "No" provide details in* **Part VI.**	3a		
b Did the organization exercise a substantial degree of direction over the policies, programs, and activities of each of its supported organizations? *If "Yes," describe in* **Part VI** *the role played by the organization in this regard.*	3b		

Part V Type III Non-Functionally Integrated 509(a)(3) Supporting Organizations

1 ☐ Check here if the organization satisfied the Integral Part Test as a qualifying trust on Nov. 20, 1970 (*explain in* **Part VI**). **See instructions.** All other Type III non-functionally integrated supporting organizations must complete Sections A through E.

Section A - Adjusted Net Income		(A) Prior Year	(B) Current Year (optional)
1 Net short-term capital gain	1		
2 Recoveries of prior-year distributions	2		
3 Other gross income (see instructions)	3		
4 Add lines 1 through 3.	4		
5 Depreciation and depletion	5		
6 Portion of operating expenses paid or incurred for production or collection of gross income or for management, conservation, or maintenance of property held for production of income (see instructions)	6		
7 Other expenses (see instructions)	7		
8 **Adjusted Net Income** (subtract lines 5, 6, and 7 from line 4)	8		

Section B - Minimum Asset Amount		(A) Prior Year	(B) Current Year (optional)
1 Aggregate fair market value of all non-exempt-use assets (see instructions for short tax year or assets held for part of year):			
a Average monthly value of securities	1a		
b Average monthly cash balances	1b		
c Fair market value of other non-exempt-use assets	1c		
d **Total** (add lines 1a, 1b, and 1c)	1d		
e **Discount** claimed for blockage or other factors (*explain in detail in* **Part VI**):			
2 Acquisition indebtedness applicable to non-exempt-use assets	2		
3 Subtract line 2 from line 1d.	3		
4 Cash deemed held for exempt use. Enter 0.015 of line 3 (for greater amount, see instructions).	4		
5 Net value of non-exempt-use assets (subtract line 4 from line 3)	5		
6 Multiply line 5 by 0.035.	6		
7 Recoveries of prior-year distributions	7		
8 **Minimum Asset Amount** (add line 7 to line 6)	8		

Section C - Distributable Amount			Current Year
1 Adjusted net income for prior year (from Section A, line 8, column A)	1		
2 Enter 0.85 of line 1.	2		
3 Minimum asset amount for prior year (from Section B, line 8, column A)	3		
4 Enter greater of line 2 or line 3.	4		
5 Income tax imposed in prior year	5		
6 **Distributable Amount.** Subtract line 5 from line 4, unless subject to emergency temporary reduction (see instructions).	6		

7 ☐ Check here if the current year is the organization's first as a non-functionally integrated Type III supporting organization (see instructions).

Part V Type III Non-Functionally Integrated 509(a)(3) Supporting Organizations *(continued)*

Section D - Distributions			**Current Year**
1	Amounts paid to supported organizations to accomplish exempt purposes	1	
2	Amounts paid to perform activity that directly furthers exempt purposes of supported organizations, in excess of income from activity	2	
3	Administrative expenses paid to accomplish exempt purposes of supported organizations	3	
4	Amounts paid to acquire exempt-use assets	4	
5	Qualified set-aside amounts (prior IRS approval required - *provide details in* **Part VI**)	5	
6	Other distributions (*describe in* **Part VI**). See instructions.	6	
7	**Total annual distributions.** Add lines 1 through 6.	7	
8	Distributions to attentive supported organizations to which the organization is responsive (*provide details in* **Part VI**). See instructions.	8	
9	Distributable amount for 2020 from Section C, line 6	9	
10	Line 8 amount divided by line 9 amount	10	

Section E - Distribution Allocations (see instructions)		(i) **Excess Distributions**	(ii) **Underdistributions Pre-2020**	(iii) **Distributable Amount for 2020**
1	Distributable amount for 2020 from Section C, line 6			
2	Underdistributions, if any, for years prior to 2020 (reasonable cause required - *explain in* **Part VI**). See instructions.			
3	Excess distributions carryover, if any, to 2020			
a	From 2015			
b	From 2016			
c	From 2017			
d	From 2018			
e	From 2019			
f	**Total** of lines 3a through 3e			
g	Applied to underdistributions of prior years			
h	Applied to 2020 distributable amount			
i	Carryover from 2015 not applied (see instructions)			
j	Remainder. Subtract lines 3g, 3h, and 3i from line 3f.			
4	Distributions for 2020 from Section D, line 7: $			
a	Applied to underdistributions of prior years			
b	Applied to 2020 distributable amount			
c	Remainder. Subtract lines 4a and 4b from line 4.			
5	Remaining underdistributions for years prior to 2020, if any. Subtract lines 3g and 4a from line 2. For result greater than zero, *explain in* **Part VI.** See instructions.			
6	Remaining underdistributions for 2020. Subtract lines 3h and 4b from line 1. For result greater than zero, *explain in* **Part VI.** See instructions.			
7	**Excess distributions carryover to 2021.** Add lines 3j and 4c.			
8	Breakdown of line 7:			
a	Excess from 2016			
b	Excess from 2017			
c	Excess from 2018			
d	Excess from 2019			
e	Excess from 2020			

Part VI **Supplemental Information.** Provide the explanations required by Part II, line 10; Part II, line 17a or 17b; Part III, line 12; Part IV, Section A, lines 1, 2, 3b, 3c, 4b, 4c, 5a, 6, 9a, 9b, 9c, 11a, 11b, and 11c; Part IV, Section B, lines 1 and 2; Part IV, Section C, line 1; Part IV, Section D, lines 2 and 3; Part IV, Section E, lines 1c, 2a, 2b, 3a, and 3b; Part V, line 1; Part V, Section B, line 1e; Part V, Section D, lines 5, 6, and 8; and Part V, Section E, lines 2, 5, and 6. Also complete this part for any additional information. (See instructions.)

Schedule B
(Form 990, 990-EZ, or 990-PF)
Department of the Treasury
Internal Revenue Service

Schedule of Contributors

▶ **Attach to Form 990, Form 990-EZ, or Form 990-PF.**
▶ **Go to www.irs.gov/Form990 for the latest information.**

OMB No. 1545-0047

2020

Name of the organization
REDWOOD COAST DEVELOPMENTAL SERVICES CORPORATION

Employer identification number
94-2897317

Organization type (check one):

Filers of:	**Section:**
Form 990 or 990-EZ	[X] 501(c)(3) (enter number) organization
	[ ] 4947(a)(1) nonexempt charitable trust **not** treated as a private foundation
	[ ] 527 political organization
Form 990-PF	[ ] 501(c)(3) exempt private foundation
	[ ] 4947(a)(1) nonexempt charitable trust treated as a private foundation
	[ ] 501(c)(3) taxable private foundation

Check if your organization is covered by the **General Rule** or a **Special Rule.**
Note: Only a section 501(c)(7), (8), or (10) organization can check boxes for both the General Rule and a Special Rule. See instructions.

General Rule

[ ] For an organization filing Form 990, 990-EZ, or 990-PF that received, during the year, contributions totaling $5,000 or more (in money or property) from any one contributor. Complete Parts I and II. See instructions for determining a contributor's total contributions.

Special Rules

[X] For an organization described in section 501(c)(3) filing Form 990 or 990-EZ that met the 33 1/3% support test of the regulations under sections 509(a)(1) and 170(b)(1)(A)(vi), that checked Schedule A (Form 990 or 990-EZ), Part II, line 13, 16a, or 16b, and that received from any one contributor, during the year, total contributions of the greater of **(1)** $5,000; or **(2)** 2% of the amount on (i) Form 990, Part VIII, line 1h; or (ii) Form 990-EZ, line 1. Complete Parts I and II.

[ ] For an organization described in section 501(c)(7), (8), or (10) filing Form 990 or 990-EZ that received from any one contributor, during the year, total contributions of more than $1,000 exclusively for religious, charitable, scientific, literary, or educational purposes, or for the prevention of cruelty to children or animals. Complete Parts I (entering "N/A" in column (b) instead of the contributor name and address), II, and III.

[ ] For an organization described in section 501(c)(7), (8), or (10) filing Form 990 or 990-EZ that received from any one contributor, during the year, contributions *exclusively* for religious, charitable, etc., purposes, but no such contributions totaled more than $1,000. If this box is checked, enter here the total contributions that were received during the year for an *exclusively* religious, charitable, etc., purpose. Don't complete any of the parts unless the **General Rule** applies to this organization because it received *nonexclusively* religious, charitable, etc., contributions totaling $5,000 or more during the year ..... ▶ $ _____

Caution: An organization that isn't covered by the General Rule and/or the Special Rules doesn't file Schedule B (Form 990, 990-EZ, or 990-PF), but it **must** answer "No" on Part IV, line 2, of its Form 990; or check the box on line H of its Form 990-EZ or on its Form 990-PF, Part I, line 2, to certify that it doesn't meet the filing requirements of Schedule B (Form 990, 990-EZ, or 990-PF).

Name of organization
REDWOOD COAST DEVELOPMENTAL SERVICES CORPORATION

Employer identification number
94-2897317

Part I **Contributors** (see instructions). Use duplicate copies of Part I if additional space is needed.

(a) No.	(b) Name, address, and ZIP + 4	(c) Total contributions	(d) Type of contribution
1	DEPARTMENT OF DEVELOPMENTAL SERVICES 1215 O STREET SACRAMENTO, CA 95814	$ 147,402,044.	Person [X] Payroll [ ] Noncash [ ] (Complete Part II for noncash contributions.)
(a) No.	(b) Name, address, and ZIP + 4	(c) Total contributions	(d) Type of contribution
		$	Person [ ] Payroll [ ] Noncash [ ] (Complete Part II for noncash contributions.)
(a) No.	(b) Name, address, and ZIP + 4	(c) Total contributions	(d) Type of contribution
		$	Person [ ] Payroll [ ] Noncash [ ] (Complete Part II for noncash contributions.)
(a) No.	(b) Name, address, and ZIP + 4	(c) Total contributions	(d) Type of contribution
		$	Person [ ] Payroll [ ] Noncash [ ] (Complete Part II for noncash contributions.)
(a) No.	(b) Name, address, and ZIP + 4	(c) Total contributions	(d) Type of contribution
		$	Person [ ] Payroll [ ] Noncash [ ] (Complete Part II for noncash contributions.)
(a) No.	(b) Name, address, and ZIP + 4	(c) Total contributions	(d) Type of contribution
		$	Person [ ] Payroll [ ] Noncash [ ] (Complete Part II for noncash contributions.)

Name of organization
REDWOOD COAST DEVELOPMENTAL SERVICES CORPORATION

Employer identification number
94-2897317

Part II **Noncash Property** (see instructions). Use duplicate copies of Part II if additional space is needed.

(a) No. from Part I	(b) Description of noncash property given	(c) FMV (or estimate) (See instructions.)	(d) Date received
		$	

(a) No. from Part I	(b) Description of noncash property given	(c) FMV (or estimate) (See instructions.)	(d) Date received
		$	

(a) No. from Part I	(b) Description of noncash property given	(c) FMV (or estimate) (See instructions.)	(d) Date received
		$	

(a) No. from Part I	(b) Description of noncash property given	(c) FMV (or estimate) (See instructions.)	(d) Date received
		$	

(a) No. from Part I	(b) Description of noncash property given	(c) FMV (or estimate) (See instructions.)	(d) Date received
		$	

(a) No. from Part I	(b) Description of noncash property given	(c) FMV (or estimate) (See instructions.)	(d) Date received
		$	

Name of organization
REDWOOD COAST DEVELOPMENTAL SERVICES CORPORATION

Employer identification number
94-2897317

Part III **Exclusively religious, charitable, etc., contributions to organizations described in section 501(c)(7), (8), or (10) that total more than $1,000 for the year from any one contributor.** Complete columns **(a)** through **(e) and** the following line entry. For organizations completing Part III, enter the total of exclusively religious, charitable, etc., contributions of **$1,000 or less** for the year. (Enter this info. once.) ▶ $

Use duplicate copies of Part III if additional space is needed.

(a) No. from Part I	(b) Purpose of gift	(c) Use of gift	(d) Description of how gift is held

(e) Transfer of gift

Transferee's name, address, and ZIP + 4	Relationship of transferor to transferee

(a) No. from Part I	(b) Purpose of gift	(c) Use of gift	(d) Description of how gift is held

(e) Transfer of gift

Transferee's name, address, and ZIP + 4	Relationship of transferor to transferee

(a) No. from Part I	(b) Purpose of gift	(c) Use of gift	(d) Description of how gift is held

(e) Transfer of gift

Transferee's name, address, and ZIP + 4	Relationship of transferor to transferee

(a) No. from Part I	(b) Purpose of gift	(c) Use of gift	(d) Description of how gift is held

(e) Transfer of gift

Transferee's name, address, and ZIP + 4	Relationship of transferor to transferee

SCHEDULE D (Form 990)

Department of the Treasury
Internal Revenue Service

Supplemental Financial Statements

▶ Complete if the organization answered "Yes" on Form 990, Part IV, line 6, 7, 8, 9, 10, 11a, 11b, 11c, 11d, 11e, 11f, 12a, or 12b.
▶ Attach to Form 990.
▶ Go to www.irs.gov/Form990 for instructions and the latest information.

OMB No. 1545-0047
2020
Open to Public Inspection

Name of the organization REDWOOD COAST DEVELOPMENTAL SERVICES CORPORATION

Employer identification number 94-2897317

Part I Organizations Maintaining Donor Advised Funds or Other Similar Funds or Accounts. Complete if the organization answered "Yes" on Form 990, Part IV, line 6.

		(a) Donor advised funds	(b) Funds and other accounts
1	Total number at end of year		
2	Aggregate value of contributions to (during year)		
3	Aggregate value of grants from (during year)		
4	Aggregate value at end of year		

5 Did the organization inform all donors and donor advisors in writing that the assets held in donor advised funds are the organization's property, subject to the organization's exclusive legal control? ☐ Yes ☐ No

6 Did the organization inform all grantees, donors, and donor advisors in writing that grant funds can be used only for charitable purposes and not for the benefit of the donor or donor advisor, or for any other purpose conferring impermissible private benefit? ☐ Yes ☐ No

Part II Conservation Easements. Complete if the organization answered "Yes" on Form 990, Part IV, line 7.

1 Purpose(s) of conservation easements held by the organization (check all that apply).

☐ Preservation of land for public use (for example, recreation or education)
☐ Preservation of a historically important land area
☐ Protection of natural habitat
☐ Preservation of a certified historic structure
☐ Preservation of open space

2 Complete lines 2a through 2d if the organization held a qualified conservation contribution in the form of a conservation easement on the last day of the tax year.

			Held at the End of the Tax Year
a	Total number of conservation easements	2a	
b	Total acreage restricted by conservation easements	2b	
c	Number of conservation easements on a certified historic structure included in (a)	2c	
d	Number of conservation easements included in (c) acquired after 7/25/06, and not on a historic structure listed in the National Register	2d	

3 Number of conservation easements modified, transferred, released, extinguished, or terminated by the organization during the tax year ▶ _____

4 Number of states where property subject to conservation easement is located ▶ _____

5 Does the organization have a written policy regarding the periodic monitoring, inspection, handling of violations, and enforcement of the conservation easements it holds? ☐ Yes ☐ No

6 Staff and volunteer hours devoted to monitoring, inspecting, handling of violations, and enforcing conservation easements during the year ▶ _____

7 Amount of expenses incurred in monitoring, inspecting, handling of violations, and enforcing conservation easements during the year ▶ $ _____

8 Does each conservation easement reported on line 2(d) above satisfy the requirements of section 170(h)(4)(B)(i) and section 170(h)(4)(B)(ii)? ☐ Yes ☐ No

9 In Part XIII, describe how the organization reports conservation easements in its revenue and expense statement and balance sheet, and include, if applicable, the text of the footnote to the organization's financial statements that describes the organization's accounting for conservation easements.

Part III Organizations Maintaining Collections of Art, Historical Treasures, or Other Similar Assets.

Complete if the organization answered "Yes" on Form 990, Part IV, line 8.

1a If the organization elected, as permitted under FASB ASC 958, not to report in its revenue statement and balance sheet works of art, historical treasures, or other similar assets held for public exhibition, education, or research in furtherance of public service, provide in Part XIII the text of the footnote to its financial statements that describes these items.

b If the organization elected, as permitted under FASB ASC 958, to report in its revenue statement and balance sheet works of art, historical treasures, or other similar assets held for public exhibition, education, or research in furtherance of public service, provide the following amounts relating to these items:

(i) Revenue included on Form 990, Part VIII, line 1 ▶ $ _____

(ii) Assets included in Form 990, Part X ▶ $ _____

2 If the organization received or held works of art, historical treasures, or other similar assets for financial gain, provide the following amounts required to be reported under FASB ASC 958 relating to these items:

a Revenue included on Form 990, Part VIII, line 1 ▶ $ _____

b Assets included in Form 990, Part X ▶ $ _____

Part III Organizations Maintaining Collections of Art, Historical Treasures, or Other Similar Assets *(continued)*

3 Using the organization's acquisition, accession, and other records, check any of the following that make significant use of its collection items (check all that apply):

a ☐ Public exhibition
b ☐ Scholarly research
c ☐ Preservation for future generations
d ☐ Loan or exchange program
e ☐ Other _____

4 Provide a description of the organization's collections and explain how they further the organization's exempt purpose in Part XIII.

5 During the year, did the organization solicit or receive donations of art, historical treasures, or other similar assets to be sold to raise funds rather than to be maintained as part of the organization's collection? ☐ Yes ☐ No

Part IV Escrow and Custodial Arrangements. Complete if the organization answered "Yes" on Form 990, Part IV, line 9, or reported an amount on Form 990, Part X, line 21.

1a Is the organization an agent, trustee, custodian or other intermediary for contributions or other assets not included on Form 990, Part X? ☐ Yes ☐ No

b If "Yes," explain the arrangement in Part XIII and complete the following table:

		Amount
c Beginning balance	1c	
d Additions during the year	1d	
e Distributions during the year	1e	
f Ending balance	1f	

2a Did the organization include an amount on Form 990, Part X, line 21, for escrow or custodial account liability? ☐ Yes ☐ No

b If "Yes," explain the arrangement in Part XIII. Check here if the explanation has been provided on Part XIII ☐

Part V Endowment Funds. Complete if the organization answered "Yes" on Form 990, Part IV, line 10.

	(a) Current year	(b) Prior year	(c) Two years back	(d) Three years back	(e) Four years back
1a Beginning of year balance					
b Contributions					
c Net investment earnings, gains, and losses					
d Grants or scholarships					
e Other expenditures for facilities and programs					
f Administrative expenses					
g End of year balance					

2 Provide the estimated percentage of the current year end balance (line 1g, column (a)) held as:

a Board designated or quasi-endowment ▶ _____%
b Permanent endowment ▶ _____%
c Term endowment ▶ _____%

The percentages on lines 2a, 2b, and 2c should equal 100%.

3a Are there endowment funds not in the possession of the organization that are held and administered for the organization by:

		Yes	No
(i) Unrelated organizations	3a(i)		
(ii) Related organizations	3a(ii)		
b If "Yes" on line 3a(ii), are the related organizations listed as required on Schedule R?	3b		

4 Describe in Part XIII the intended uses of the organization's endowment funds.

Part VI Land, Buildings, and Equipment.

Complete if the organization answered "Yes" on Form 990, Part IV, line 11a. See Form 990, Part X, line 10.

Description of property	(a) Cost or other basis (investment)	(b) Cost or other basis (other)	(c) Accumulated depreciation	(d) Book value
1a Land				
b Buildings				
c Leasehold improvements				
d Equipment				
e Other				
Total. Add lines 1a through 1e. *(Column (d) must equal Form 990, Part X, column (B), line 10c.)* ▶				0.

Part VII Investments - Other Securities.

Complete if the organization answered "Yes" on Form 990, Part IV, line 11b. See Form 990, Part X, line 12.

(a) Description of security or category (including name of security)	(b) Book value	(c) Method of valuation: Cost or end-of-year market value
(1) Financial derivatives		
(2) Closely held equity interests		
(3) Other		
(A)		
(B)		
(C)		
(D)		
(E)		
(F)		
(G)		
(H)		
Total. (Col. (b) must equal Form 990, Part X, col. (B) line 12.) ▶		

Part VIII Investments - Program Related.

Complete if the organization answered "Yes" on Form 990, Part IV, line 11c. See Form 990, Part X, line 13.

(a) Description of investment	(b) Book value	(c) Method of valuation: Cost or end-of-year market value
(1)		
(2)		
(3)		
(4)		
(5)		
(6)		
(7)		
(8)		
(9)		
Total. (Col. (b) must equal Form 990, Part X, col. (B) line 13.) ▶		

Part IX Other Assets.

Complete if the organization answered "Yes" on Form 990, Part IV, line 11d. See Form 990, Part X, line 15.

(a) Description	(b) Book value
(1) DUE FROM STATE - ACCRUED VACATION	478,009.
(2) DUE FROM STATE - DEFERRED RENT	106,026.
(3) DUE FROM STATE - UNFUNDED ACCRUED PENSION	10,310,727.
(4)	
(5)	
(6)	
(7)	
(8)	
(9)	
Total. *(Column (b) must equal Form 990, Part X, col. (B) line 15.)* ▶	10,894,762.

Part X Other Liabilities.

Complete if the organization answered "Yes" on Form 990, Part IV, line 11e or 11f. See Form 990, Part X, line 25.

1. (a) Description of liability	(b) Book value
(1) Federal income taxes	
(2) ADVANCES - STATE REGIONAL CENTER	33,353,615.
(3) DEFERRED RENT	106,026.
(4) RESERVE FOR UNEMPLOYMENT INSURANCE	138,443.
(5)	
(6)	
(7)	
(8)	
(9)	
Total. *(Column (b) must equal Form 990, Part X, col. (B) line 25.)* ▶	33,598,084.

2. Liability for uncertain tax positions. In Part XIII, provide the text of the footnote to the organization's financial statements that reports the organization's liability for uncertain tax positions under FASB ASC 740. Check here if the text of the footnote has been provided in Part XIII ... [X]

Part XI Reconciliation of Revenue per Audited Financial Statements With Revenue per Return.

Complete if the organization answered "Yes" on Form 990, Part IV, line 12a.

1	Total revenue, gains, and other support per audited financial statements			1	147,694,201.
2	Amounts included on line 1 but not on Form 990, Part VIII, line 12:				
a	Net unrealized gains (losses) on investments	2a	22,611.		
b	Donated services and use of facilities	2b			
c	Recoveries of prior year grants	2c			
d	Other (Describe in Part XIII.)	2d			
e	Add lines **2a** through **2d**			2e	22,611.
3	Subtract line **2e** from line **1**			3	147,671,590.
4	Amounts included on Form 990, Part VIII, line 12, but not on line 1:				
a	Investment expenses not included on Form 990, Part VIII, line 7b	4a			
b	Other (Describe in Part XIII.)	4b			
c	Add lines **4a** and **4b**			4c	0.
5	Total revenue. Add lines **3** and **4c.** *(This must equal Form 990, Part I, line 12.)*			5	147,671,590.

Part XII Reconciliation of Expenses per Audited Financial Statements With Expenses per Return.

Complete if the organization answered "Yes" on Form 990, Part IV, line 12a.

1	Total expenses and losses per audited financial statements			1	147,672,538.
2	Amounts included on line 1 but not on Form 990, Part IX, line 25:				
a	Donated services and use of facilities	2a			
b	Prior year adjustments	2b			
c	Other losses	2c			
d	Other (Describe in Part XIII.)	2d			
e	Add lines **2a** through **2d**			2e	0.
3	Subtract line **2e** from line **1**			3	147,672,538.
4	Amounts included on Form 990, Part IX, line 25, but not on line 1:				
a	Investment expenses not included on Form 990, Part VIII, line 7b	4a			
b	Other (Describe in Part XIII.)	4b			
c	Add lines **4a** and **4b**			4c	0.
5	Total expenses. Add lines **3** and **4c.** *(This must equal Form 990, Part I, line 18.)*			5	147,672,538.

Part XIII Supplemental Information.

Provide the descriptions required for Part II, lines 3, 5, and 9; Part III, lines 1a and 4; Part IV, lines 1b and 2b; Part V, line 4; Part X, line 2; Part XI, lines 2d and 4b; and Part XII, lines 2d and 4b. Also complete this part to provide any additional information.

PART X, LINE 2:

THE CENTER BELIEVES THAT IT HAS APPROPRIATE SUPPORT FOR ANY TAX POSITION TAKEN, AND AS SUCH, DOES NOT HAVE ANY UNCERTAIN TAX POSITIONS THAT ARE MATERIAL TO THE FINANCIAL STATEMENTS. THE CENTER'S FEDERAL AND STATE INFORMATION RETURNS FOR THE YEAR 2017 THROUGH 2020 ARE SUBJECT TO EXAMINATION BY REGULATORY AGENCIES, GENERALLY FOR THREE YEARS AND FOUR YEARS AFTER THEY WERE FILED FOR FEDERAL AND STATE, RESPECTIVELY.

SCHEDULE I
(Form 990)

Department of the Treasury
Internal Revenue Service

Grants and Other Assistance to Organizations, Governments, and Individuals in the United States

Complete if the organization answered "Yes" on Form 990, Part IV, line 21 or 22.

▶ **Attach to Form 990.**

▶ **Go to www.irs.gov/Form990 for the latest information.**

OMB No. 1545-0047

2020

Open to Public Inspection

Name of the organization REDWOOD COAST DEVELOPMENTAL SERVICES CORPORATION

Employer identification number 94-2897317

Part I **General Information on Grants and Assistance**

1 Does the organization maintain records to substantiate the amount of the grants or assistance, the grantees' eligibility for the grants or assistance, and the selection criteria used to award the grants or assistance? ..... [X] Yes [ ] No

2 Describe in Part IV the organization's procedures for monitoring the use of grant funds in the United States.

Part II **Grants and Other Assistance to Domestic Organizations and Domestic Governments.** Complete if the organization answered "Yes" on Form 990, Part IV, line 21, for any recipient that received more than $5,000. Part II can be duplicated if additional space is needed.

1 (a) Name and address of organization or government	**(b)** EIN	**(c)** IRC section (if applicable)	**(d)** Amount of cash grant	**(e)** Amount of non-cash assistance	**(f)** Method of valuation (book, FMV, appraisal, other)	**(g)** Description of noncash assistance	**(h)** Purpose of grant or assistance

2 Enter total number of section 501(c)(3) and government organizations listed in the line 1 table ..... ▶

3 Enter total number of other organizations listed in the line 1 table ..... ▶

LHA **For Paperwork Reduction Act Notice, see the Instructions for Form 990.**

Schedule I (Form 990) 2020

032101 11-02-20

Part III **Grants and Other Assistance to Domestic Individuals.** Complete if the organization answered "Yes" on Form 990, Part IV, line 22. Part III can be duplicated if additional space is needed.

(a) Type of grant or assistance	(b) Number of recipients	(c) Amount of cash grant	(d) Amount of non-cash assistance	(e) Method of valuation (book, FMV, appraisal, other)	(f) Description of noncash assistance
LIVING OUT OF HOME	193	13,693,676.	0.		
DAY PROGRAM	544	5,503,587.	0.		
OTHER PURCHASED SERVICES	3722	116,450,199.	0.		

Part IV **Supplemental Information.** Provide the information required in Part I, line 2; Part III, column (b); and any other additional information.

GRANTMAKER'S DESCRIPTION OF HOW GRANTS ARE USED

ASSISTANCE IS PROVIDED TO RESIDENTS OF THE STATE OF CALIFORNIA WHO HAVE DEVELPMENTAL DISABILITIES. THE ENTITY KEEPS CONFIDENTIAL FILES ON EACH OF ITS CLIENTS. THE ORGANIZATION IS AUDITED BY THE STATE OF CALIFORNIA DEPARTMENT OF DEVELOPMENTAL SERVICES AND ALSO REVIEWED BY FEDERAL STAFF FROM CMS TO ENSURE COMPLIANCE. THE ENTITY USED ESTIMATES TO DETERMINE THE NUMBER OF RECIPIENTS WHO RECEIVED SERVICES FROM THE ORGANIZATION. THE ESTIMATES ARE MADE USING AN ANNUAL AVERAGE OF THE NUMBER OF RECIPIENTS WHO RECEIVED IN EACH MONTH.

SCHEDULE L
(Form 990 or 990-EZ)

Department of the Treasury
Internal Revenue Service

Transactions With Interested Persons

▶ **Complete if the organization answered "Yes" on Form 990, Part IV, line 25a, 25b, 26, 27, 28a, 28b, or 28c, or Form 990-EZ, Part V, line 38a or 40b.**
▶ **Attach to Form 990 or Form 990-EZ.**
▶ **Go to www.irs.gov/Form990 for instructions and the latest information.**

OMB No. 1545-0047

2020

Open To Public Inspection

Name of the organization: REDWOOD COAST DEVELOPMENTAL SERVICES CORPORATION

Employer identification number: 94-2897317

Part I Excess Benefit Transactions (section 501(c)(3), section 501(c)(4), and section 501(c)(29) organizations only).

Complete if the organization answered "Yes" on Form 990, Part IV, line 25a or 25b, or Form 990-EZ, Part V, line 40b.

1 (a) Name of disqualified person	(b) Relationship between disqualified person and organization	(c) Description of transaction	(d) Corrected? Yes	(d) Corrected? No

2 Enter the amount of tax incurred by the organization managers or disqualified persons during the year under section 4958 ▶ $

3 Enter the amount of tax, if any, on line 2, above, reimbursed by the organization ▶ $

Part II Loans to and/or From Interested Persons.

Complete if the organization answered "Yes" on Form 990-EZ, Part V, line 38a or Form 990, Part IV, line 26; or if the organization reported an amount on Form 990, Part X, line 5, 6, or 22.

(a) Name of interested person	(b) Relationship with organization	(c) Purpose of loan	(d) Loan to or from the organization? To	(d) From	(e) Original principal amount	(f) Balance due	(g) In default? Yes	(g) No	(h) Approved by board or committee? Yes	(h) No	(i) Written agreement? Yes	(i) No
Total ▶ $												

Part III Grants or Assistance Benefiting Interested Persons.

Complete if the organization answered "Yes" on Form 990, Part IV, line 27.

(a) Name of interested person	(b) Relationship between interested person and the organization	(c) Amount of assistance	(d) Type of assistance	(e) Purpose of assistance

Part IV **Business Transactions Involving Interested Persons.**

Complete if the organization answered "Yes" on Form 990, Part IV, line 28a, 28b, or 28c.

(a) Name of interested person	(b) Relationship between interested person and the organization	(c) Amount of transaction	(d) Description of transaction	(e) Sharing of organization's revenues? Yes	No
STEVEN JACKSON	VENDOR WITH NDSS	5,085,567.	RCRC POS		X

Part V **Supplemental Information.**

Provide additional information for responses to questions on Schedule L (see instructions).

SCH L, PART IV, BUSINESS TRANSACTIONS INVOLVING INTERESTED PERSON

(A) NAME OF PERSON: STEVEN JACKSON

(B) RELATIONSHIP BETWEEN INTERESTED PERSON AND ORGANIZATION: OPERATION DIRECTOR AT NEW DAWN (WHICH IS A VENDOR OF THE REDWOOD COAST DEVELOPMENTAL SERVICES CORPORATION); ALSO A BOARD MEMBER.

(C) AMOUNT OF TRANSACTION: $5,085,567

(D) DESCRIPTION OF TRANSACTION: REDWOOD COAST DEVELOPMENTAL SERVICES CORPORATION ENGAGED NEW DAWN TO PROVIDE SERVICES TO REGINONAL CENTER CLIENTS. PURSUANT TO THE LANTERMEN ACT, THE BOARD OF DIRECTORS FOR THE REGIONAL CENTER IS REQUIRED TO HAVE A VENDOR REPRESENTATIVE AS A VOTING MEMBER.

SCHEDULE O
(Form 990 or 990-EZ)

Department of the Treasury
Internal Revenue Service

Supplemental Information to Form 990 or 990-EZ

Complete to provide information for responses to specific questions on Form 990 or 990-EZ or to provide any additional information.
▶ Attach to Form 990 or 990-EZ.
▶ Go to www.irs.gov/Form990 for the latest information.

OMB No. 1545-0047
2020
Open to Public Inspection

Name of the organization: REDWOOD COAST DEVELOPMENTAL SERVICES CORPORATION

Employer identification number: 94-2897317

FORM 990, PART I, LINE 1, DESCRIPTION OF ORGANIZATION MISSION:

COUNTRY, INCLUDING INDIVIDUALS WITH DEVELOPMENTAL DISABILITIES, WILL LIVE, LEARN, WORK, TRAVEL, AND PLAY IN THE BEST, MOST INCLUSIVE ENVIRONMENTS.

FORM 990, PART III, LINE 4A, PROGRAM SERVICE ACCOMPLISHMENTS:

LIVING OPTIONS, SUPPORTED WORK AND VOCATIONAL PROGRAMS, ADVOCACY, TRAINING AND EDUCATIONAL OPPORTUNITIES, AND SUPPORT SERVICES FOR CLIENTS AND FAMILIES.

FORM 990, PART VI, SECTION B, LINE 11B:

THE FINANCE COMMITTEE REVIEWS THE FORM 990. AFTER ANY CHANGES ARE MADE ONTHE RETURN, A FINAL DRAFT OF THE FORM 990 IS APPROVED BY THE FINANCE COMMITTEE AND THEN FORWARDED TO THE ENTIRE BOARD OF DIRECTORS BEFORE IT IS FILED.

FORM 990, PART VI, SECTION B, LINE 12C:

EACH YEAR BOARD MEMBERS ARE GIVEN A CONFLICT OF INTEREST STATEMENT TO READ AND SIGN. THE CONFLICT OF INTEREST STATEMENT DEFINES WHAT MIGHT CONSTITUTEA CONFLICT OF INTEREST. THE BOARD MEMBERS SIGNATURE ATTESTS TO THE FACT THAT NO SUCH CONFLICT OF INTEREST EXISTS.

FORM 990, PART VI, SECTION B, LINE 15:

THE EXECUTIVE DIRECTOR WAS HIRED BY THE BOARD OF DIRECTORS WITH ASSISTANCE OF A RECRUITMENT FIRM NAMED RALPH ANDERSEN & ASSOCIATES.

Name of the organization REDWOOD COAST DEVELOPMENTAL SERVICES CORPORATION

Employer identification number 94-2897317

FORM 990, PART VI, SECTION C, LINE 19:

THE GOVERNING DOCUMENTS ARE AVAILABLE ON RCRC'S WEBSITE.

FORM 990, PART XII, LINE 2C:

THERE WERE NO CHANGE TO THE OVERSIGHT PROCESS OR SELECTION PROCESS DURING THE TAX YEAR.

TAXABLE YEAR **2020**

California Exempt Organization Annual Information Return

028941 12-22-20
FORM **199**

Calendar Year 2020 or fiscal year beginning (mm/dd/yyyy) 07/01/2020 , and ending (mm/dd/yyyy) 06/30/2021 .

Corporation/Organization name: REDWOOD COAST DEVELOPMENTAL SERVICES CORPORATION

California corporation number: 1143217

Additional information. See instructions.

FEIN: 94-2897317

Street address (suite or room): 1116 AIRPORT PARK BLVD

PMB no.

City: UKIAH

State: CA

ZIP code: 95482

Foreign country name

Foreign province/state/county

Foreign postal code

A First return ..... [ ] Yes [X] No

B Amended return ..... ● [ ] Yes [X] No

C IRC Section 4947(a)(1) trust ..... [ ] Yes [X] No

D Final information return?
● [ ] Dissolved [ ] Surrendered (Withdrawn) [ ] Merged/Reorganized
Enter date: (mm/dd/yyyy) ●

E Check accounting method: (1) [ ] Cash (2) [X] Accrual (3) [ ] Other

F Federal return filed? (1) ● [ ] 990T (2) ● [ ] 990PF (3) ● [ ] Sch H (990)
(4) [X] Other 990 series

G Is this a group filing? See instructions ..... ● [ ] Yes [X] No

H Is this organization in a group exemption ..... [ ] Yes [X] No
If "Yes," what is the parent's name?

I Did the organization have any changes to its guidelines not reported to the FTB? See instructions ..... ● [ ] Yes [X] No

J If exempt under R&TC Section 23701d, has the organization engaged in political activities? See instructions. ..... ● [ ] Yes [X] No

K Is the organization exempt under R&TC Section 23701g? ● [ ] Yes [X] No
If "Yes," enter the gross receipts from nonmember sources $

L Is the organization a limited liability company? ..... ● [ ] Yes [X] No

M Did the organization file Form 100 or Form 109 to report taxable income? ..... ● [ ] Yes [X] No

N Is the organization under audit by the IRS or has the IRS audited in a prior year? ..... ● [ ] Yes [X] No

O Is federal Form 1023/1024 pending? ..... [ ] Yes [X] No
Date filed with IRS _____

Part I Complete Part I unless not required to file this form. See General Information B and C.

Receipts and Revenues	1	Gross sales or receipts from other sources. From Side 2, Part II, line 8		1	268,546 00
	2	Gross dues and assessments from members and affiliates		2	00
	3	Gross contributions, gifts, grants, and similar amounts received STMT 1		3	147,403,044 00
	4	Total gross receipts for filing requirement test. Add line 1 through line 3. **This line must be completed.** If the result is less than $50,000, see General Information B		4	147,671,590 00
	5	Cost of goods sold	5 00		
	6	Cost or other basis, and sales expenses of assets sold	6 00		
	7	Total costs. Add line 5 and line 6		7	00
	8	Total gross income. Subtract line 7 from line 4		8	147,671,590 00
Expenses	9	Total expenses and disbursements. From Side 2, Part II, line 18		9	147,672,538 00
	10	Excess of receipts over expenses and disbursements. Subtract line 9 from line 8		10	-948 00
Filing Fee	11	Total payments		11	00
	12	Use tax. See General Information K		12	00
	13	Payments balance. If line 11 is more than line 12, subtract line 12 from line 11		13	00
	14	Use tax balance. If line 12 is more than line 11, subtract line 11 from line 12		14	00
	15	Penalties and Interest. See General Information J		15	00
	16	**Balance due.** Add line 12 and line 15. Then subtract line 11 from the result		16	00

Sign Here

Under penalties of perjury, I declare that I have examined this return, including accompanying schedules and statements, and to the best of my knowledge and belief, it is true, correct, and complete. Declaration of preparer (other than taxpayer) is based on all information of which preparer has any knowledge.

Signature of officer ▶ Title: EXECUTIVE DIRE Date ● Telephone

Paid Preparer's Use Only

Preparer's signature ▶ Date Check if self-employed ▶ [ ] ● PTIN P00604756

Firm's name (or yours, if self-employed) and address ▶ LINDQUIST, VON HUSEN & JOYCE LLP
301 HOWARD STREET, SUITE 850
SAN FRANCISCO, CA 94105

● Firm's FEIN 94-1250261

● Telephone (415) 957-9999

May the FTB discuss this return with the preparer shown above? See instructions ..... ● [X] Yes [ ] No

REDWOOD COAST DEVELOPMENTAL SERVICES CORPORATION

94-2897317

Part II **Organizations with gross receipts of more than $50,000 and private foundations regardless of amount of gross receipts - complete Part II or furnish substitute information.**

028951 12-22-20

Receipts from Other Sources	1 Gross sales or receipts from all business activities. See instructions	1		00
	2 Interest	2	8,775	00
	3 Dividends	3		00
	4 Gross rents	4		00
	5 Gross royalties	5		00
	6 Gross amount received from sale of assets (See Instructions)	6		00
	7 Other income SEE STATEMENT 2	7	259,771	00
	8 **Total** gross sales or receipts from other sources. Add line 1 through line 7. Enter here and on Side 1, Part I, line 1	8	268,546	00
Expenses and Disbursements	9 Contributions, gifts, grants, and similar amounts paid STATEMENT 10	9	135,647,462	00
	10 Disbursements to or for members	10		00
	11 Compensation of officers, directors, and trustees SEE STATEMENT 3	11	299,703	00
	12 Other salaries and wages	12	6,039,937	00
	13 Interest	13	7,100	00
	14 Taxes	14	4,447	00
	15 Rents	15	853,850	00
	16 Depreciation and depletion (See instructions)	16		00
	17 Other expenses and disbursements SEE STATEMENT 4	17	4,820,039	00
	18 **Total** expenses and disbursements. Add line 9 through line 17. Enter here and on Side 1, Part I, line 9	18	147,672,538	00

Schedule L **Balance Sheet**

	Beginning of taxable year (a)	(b)	End of taxable year (c)	(d)
Assets				
1 Cash		9,976,832		11,006,659
2 Net accounts receivable				350
3 Net notes receivable				
4 Inventories				
5 Federal and state government obligations				
6 Investments in other bonds				
7 Investments in stock				
8 Mortgage loans				
9 Other investments STMT 5		70,670		92,333
10 a Depreciable assets				
b Less accumulated depreciation	( )		( )	
11 Land				
12 Other assets STMT 6		48,953,008		48,027,567
13 **Total assets**		59,000,510		59,126,909
Liabilities and net worth				
14 Accounts payable		23,845,585		25,436,492
15 Contributions, gifts, or grants payable				
16 Bonds and notes payable				
17 Mortgages payable				
18 Other liabilities STMT 7		35,084,255		33,598,084
19 Capital stock or principal fund				
20 Paid-in or capital surplus. Attach reconciliation				
21 Retained earnings or income fund		70,670		92,333
22 **Total liabilities and net worth**		59,000,510		59,126,909

Schedule M-1 **Reconciliation of income per books with income per return**

Do not complete this schedule if the amount on Schedule L, line 13, column (d), is less than $50,000.

1 Net income per books	21,663	7 Income recorded on books this year not included in this return STMT 8	22,611
2 Federal income tax		8 Deductions in this return not charged against book income this year	
3 Excess of capital losses over capital gains		9 Total. Add line 7 and line 8	22,611
4 Income not recorded on books this year		10 Net income per return. Subtract line 9 from line 6	-948
5 Expenses recorded on books this year not deducted in this return			
6 Total. Add line 1 through line 5	21,663		

CA 199 CASH CONTRIBUTIONS INCLUDED ON PART I, LINE 3 STATEMENT 1

CONTRIBUTOR'S NAME	CONTRIBUTOR'S ADDRESS	DATE OF GIFT	AMOUNT
DEPARTMENT OF DEVELOPMENTAL SERVICES	1215 O STREET SACRAMENTO, CA 95814	06/30/21	147402044.
TOTAL INCLUDED ON LINE 3			147402044.

CA 199 OTHER INCOME STATEMENT 2

DESCRIPTION	AMOUNT
OTHER INCOME	14,116.
ICF SUPPL SVS INCOME	245,655.
TOTAL TO FORM 199, PART II, LINE 7	259,771.

CA 199 COMPENSATION OF OFFICERS, DIRECTORS AND TRUSTEES STATEMENT 3

NAME AND ADDRESS	TITLE AND AVERAGE HRS WORKED/WK	COMPENSATION
KIMBERLY SMALLEY 1116 AIRPORT PARK BLVD UKIAH, CA 95482	EXECUTIVE DIR. 37.50	173,457.
AMY MEDINA 1116 AIRPORT PARK BLVD UKIAH, CA 95482	DIR. OF ADMIN 37.50	126,246.
DIANE LARSON 1116 AIRPORT PARK BLVD UKIAH, CA 95482	BOARD MEMBER 2.00	0.
BEVERLY FONTAINE 1116 AIRPORT PARK BLVD UKIAH, CA 95482	BOARD MEMBER 2.00	0.
TERESA SCHNACKER 1116 AIRPORT PARK BLVD UKIAH, CA 95482	BOARD MEMBER 2.00	0.
MIKE SAWYER 1116 AIRPORT PARK BLVD UKIAH, CA 95482	BOARD MEMBER 2.00	0.
ALLISON HILLIX 1116 AIRPORT PARK BLVD UKIAH, CA 95482	BOARD MEMBER 2.00	0.
DAVE MATSON 1116 AIRPORT PARK BLVD UKIAH, CA 95482	BOARD MEMBER 2.00	0.
KEITH PEEPLES 1116 AIRPORT PARK BLVD UKIAH, CA 95482	BOARD MEMBER 2.00	0.
BILL LACY 1116 AIRPORT PARK BLVD UKIAH, CA 95482	BOARD MEMBER 2.00	0.
STEVEN JACKSON 1116 AIRPORT PARK BLVD UKIAH, CA 95482	BOARD MEMBER 2.00	0.

CASSANDRA MAY 1116 AIRPORT PARK BLVD UKIAH, CA 95482	BOARD MEMBER 2.00	0.
WILLIAM LUIS 1116 AIRPORT PARK BLVD UKIAH, CA 95482	BOARD MEMBER 2.00	0.
TAMERA LEIGHTON 1116 AIRPORT PARK BLVD UKIAH, CA 95482	BOARD MEMBER 2.00	0.
CHRIS NIFONG 1116 AIRPORT PARK BLVD UKIAH, CA 95482	BOARD MEMBER 2.00	0.
TOTAL TO FORM 199, PART II, LINE 11		299,703.

CA 199 OTHER EXPENSES STATEMENT 4

DESCRIPTION	AMOUNT
EQUIPMENT PURCHASE	485,695.
COMMUNICATION	212,114.
FACILITY MAINTENANCE	178,991.
GENERAL EXPENSES	126,698.
PENSION PLAN CONTRIBUTIONS	1,134,872.
OTHER EMPLOYEE BENEFITS	1,877,890.
LEGAL FEES	15,616.
ACCOUNTING FEES	43,300.
OTHER PROFESSIONAL FEES	170,113.
ADVERTISING AND PROMOTION	64,160.
TRAVEL	53,407.
INSURANCE	90,039.
ALL OTHER EXPENSES	367,144.
TOTAL TO FORM 199, PART II, LINE 17	4,820,039.

CA 199 OTHER INVESTMENTS STATEMENT 5

DESCRIPTION	BEG. OF YEAR	END OF YEAR
INVESTMENTS	70,670.	92,333.
TOTAL TO FORM 199, SCHEDULE L, LINE 9	70,670.	92,333.

CA 199 OTHER ASSETS STATEMENT 6

DESCRIPTION	BEG. OF YEAR	END OF YEAR
PLEDGES AND GRANTS RECEIVABLE	38,815,573.	37,033,555.
PREPAID EXPENSES AND DEFERRED CHARGES	92,695.	99,250.
DUE FROM STATE - ACCRUED VACATION	339,512.	478,009.
DUE FROM STATE - DEFERRED RENT	76,320.	106,026.
DUE FROM STATE - UNFUNDED ACCRUED PENSION	9,628,908.	10,310,727.
TOTAL TO FORM 199, SCHEDULE L, LINE 12	48,953,008.	48,027,567.

CA 199 OTHER LIABILITIES STATEMENT 7

DESCRIPTION	BEG. OF YEAR	END OF YEAR
ADVANCES - STATE REGIONAL CENTER	34,881,090.	33,353,615.
DEFERRED RENT	76,320.	106,026.
RESERVE FOR UNEMPLOYMENT INSURANCE	126,845.	138,443.
TOTAL TO FORM 199, SCHEDULE L, LINE 18	35,084,255.	33,598,084.

CA 199 INCOME RECORDED ON BOOKS THIS YEAR NOT INCLUDED IN THIS RETURN STATEMENT 8

DESCRIPTION	AMOUNT
UNREALIZED GAIN ON INVESTMENTS	22,611.
TOTAL TO FORM 199, SCHEDULE M-1, LINE 7	22,611.

CA 199 FUND BALANCES STATEMENT 9

DESCRIPTION	BEG. OF YEAR	END OF YEAR
NET ASSETS WITHOUT DONOR RESTRICTIONS	62,670.	92,333.
NET ASSETS WITH DONOR RESTRICTIONS	8,000.	0.
TOTAL TO FORM 199, SCHEDULE L, LINE 21	70,670.	92,333.

CA 199 CASH CONTRIBUTIONS, GIFTS, GRANTS AND SIMILAR AMOUNTS PAID STATEMENT 10

ACTIVITY CLASSIFICATION

ASSISTANCE TO CA RESIDENTS WHO HAVE DEVELOPMENTAL DISABILITIES.

DONEES NAME	DONEES ADDRESS	RELATIONSHIP	AMOUNT
LIVING OUT OF HOME	1116 AIRPORT PARK BLVD - UKIAH, CA 95482	NONE	13693676.

DONEES NAME	DONEES ADDRESS	RELATIONSHIP	AMOUNT
DAY PROGRAM	1116 AIRPORT PARK BLVD - UKIAH, CA 95482	NONE	5,503,587.

DONEES NAME	DONEES ADDRESS	RELATIONSHIP	AMOUNT
OTHER PURCHASED SERVICES	1116 AIRPORT PARK BLVD - UKIAH, CA 95482	NONE	116450199.

TOTAL FOR THIS ACTIVITY 135647462.

TOTAL INCLUDED ON FORM 199, PART II, LINE 9 135647462.

STATE OF CALIFORNIA
RRF-1
(Rev. 09/2017)

MAIL TO:
Registry of Charitable Trusts
P.O. Box 903447
Sacramento, CA 94203-4470

STREET ADDRESS:
1300 I Street
Sacramento, CA 95814
(916)210-6400

WEBSITE ADDRESS:
www.oag.ca.gov/charities

(For Registry Use Only)

ANNUAL REGISTRATION RENEWAL FEE REPORT TO ATTORNEY GENERAL OF CALIFORNIA

Sections 12586 and 12587, California Government Code
11 Cal. Code Regs. sections 301-306, 309, 311, and 312

Failure to submit this report annually no later than four months and fifteen days after the end of the organization's accounting period may result in the loss of tax exemption and the assessment of a minimum tax of $800, plus interest, and/or fines or filing penalties. Revenue & Taxation Code section 23703; Government Code section 12586.1. IRS extensions will be honored.

REDWOOD COAST DEVELOPMENTAL SERVICES CORPORATION
Name of Organization

List all DBAs and names the organization uses or has used

1116 AIRPORT PARK BLVD
Address (Number and Street)

UKIAH, CA 95482
City or Town, State, and ZIP Code

(707) 462-3832
Telephone Number

E-mail Address

Check if:
- [ ] Change of address
- [ ] Amended report

State Charity Registration Number CT 052545

Corporation or Organization No. 1143217

Federal Employer ID No. 94-2897317

ANNUAL REGISTRATION RENEWAL FEE SCHEDULE (11 Cal. Code Regs. sections 301-307, 311, and 312)
Make Check Payable to Department of Justice

Gross Annual Revenue	Fee	Gross Annual Revenue	Fee	Gross Annual Revenue	Fee
Less than $25,000	0	Between $100,001 and $250,000	$50	Between $1,000,001 and $10 million	$150
Between $25,000 and $100,000	$25	Between $250,001 and $1 million	$75	Between $10,000,001 and $50 million	$225
				Greater than $50 million	$300

PART A - ACTIVITIES

For your most recent full accounting period (beginning 07/01/2020 **ending** 06/30/2021 **) list:**

Gross Annual Revenue $ 147,671,590 **Noncash Contributions $** 0 **Total Assets $** 59,126,909
Program Expenses $ 144,716,884 **Total Expenses $** 147,672,538

PART B - STATEMENTS REGARDING ORGANIZATION DURING THE PERIOD OF THIS REPORT

Note: All questions must be answered. If you answer "yes" to any of the questions below, you must attach a separate page providing an explanation and details for each "yes" response. Please review RRF-1 instructions for information required.

		Yes	No
1.	During this reporting period, were there any contracts, loans, leases or other financial transactions between the organization and any officer, director or trustee thereof, either directly or with an entity in which any such officer, director or trustee had any financial interest? SEE STATEMENT 11	X	
2.	During this reporting period, was there any theft, embezzlement, diversion or misuse of the organization's charitable property or funds?		X
3.	During this reporting period, were any organization funds used to pay any penalty, fine or judgment?		X
4.	During this reporting period, were the services of a commercial fundraiser, fundraising counsel for charitable purposes, or commercial coventurer used?		X
5.	During this reporting period, did the organization receive any governmental funding? SEE STATEMENT 12	X	
6.	During this reporting period, did the organization hold a raffle for charitable purposes?		X
7.	Does the organization conduct a vehicle donation program?		X
8.	Did the organization conduct an independent audit and prepare audited financial statements in accordance with generally accepted accounting principles for this reporting period?	X	
9.	At the end of this reporting period, did the organization hold restricted net assets, while reporting negative unrestricted net assets?		X

I declare under penalty of perjury that I have examined this report, including accompanying documents, and to the best of my knowledge and belief, the content is true, correct and complete, and I am authorized to sign.

Signature of Authorized Agent	Printed Name	Title	Date
	KIMBERLY SMALLEY	EXECUTIVE DIRECTOR	

CA RRF-1 EXPLANATION OF FINANCIAL TRANSACTIONS STATEMENT 11
PART B, LINE 1

DIRECTOR STEVEN JACKSON IS AN OPERATION DIRECTOR OF NEW DAWN OF WHICH REDWOOD COAST DEVELOPMENTAL SERVICES CORPORATION ENGAGED TO PROVIDE SERVICES TO REGINONAL CENTER CLIENTS. PURSUANT TO THE LANTERMEN ACT, THE BOARD OF DIRECTORS FOR THE REGIONAL CENTER IS REQUIRED TO HAVE A VENDOR REPRESENTATIVE AS A VOTING MEMBER.

CA RRF-1 INFORMATION REGARDING GOVERNMENTAL FUNDING STATEMENT 12
PART B, LINE 5

DEPARTMENT OF DEVELOPMENTAL SERVICES
1215 O STREET
SACRAMENTO, CA 95814
CONTACT PERSON: DARLA KEYS
TELEPHONE: 916-654-2255

Client Advisory Committee

CAC Meeting
Thursday, February 3, 2022

Committee Members Present: Trixie Galletti, Bill Lacy, Will Lewis, Dave Matson,
Committee Members Absent: Keith Peeples

Others Present: Alex Bland: RCRC Client Advocate, Julie Eby-McKenzie: SCDD; Mark Konkler: Facilitator, Jacinthe Kraus Roy: RCRC Director of Clinical Services; Tamera Leighton: RCDSC Board President, Kim Orsi: RCRC Executive Assistant, Kristi Patterson: Facilitator

1. **Call the meeting to Order:** W. Lewis called the meeting to order at 4:03 p.m. and called for introductions.

2. **Review Meeting Topic from January 6, 2022:** W. Lewis asked K. Orsi to review the steps for RCRC's Eligibility/Intake Process that were discussed during the January 6, 2022 that included:
   - Referrals for Eligibility
   - Intake Process and Packets
   - Psychological Referrals
   - Eligibility Staffing
   - Services Available for Individuals who are not eligible for RCRC services

   The meeting minutes from the January 6th meeting contains full details on the Eligibility/Intake Process and can be accessed by clicking the following link: https://redwoodcoastrc.org/wp-content/uploads/2022/01/BOD-CAC-Meeting-Minutes-January-6-2022.pdf There were no additional questions regarding this topic.

3. **Review Goals and Outcomes/Planning Ahead:** W. Lewis asked K. Orsi to review the Goals and Outcomes developed by the CAC to begin planning ahead. Goals, Outcomes and Status follow:
   - **Resume board meetings in person**: This goal is currently suspended due to COVID. It is hoped that the May 14th Board meeting can be held in person in Fort Bragg.
   - **In Person CAC Meetings**: This goal is currently suspended due to COVID. It is hoped that this committee can meet in person on May 13th in Fort Bragg (prior to the BOD meeting).
   - **Develop structure and frequency of CAC meetings for 2021-2022**: This goal has been met for FY 2021-2022.
   - **Continue inviting RCRC clients and community partners to attend CAC Meetings**. The CAC will continue inviting RCRC clients and community partners to all future meetings/trainings.
   - **Hold Trainings for the CAC and RCRC clients**. The CAC will continue to invite RCRC clients to future trainings.
   - **Meet with clients at programs to discuss their needs:** This goal is currently suspended due to COVID.
   - **Invite Friends:** CAC members will continue to invite friends and co-workers to future CAC meetings.
   - **Invite members of People First of Ukiah to meetings/trainings:** The CAC members will continue to invite members to future meetings.

4. **Discuss and choose a Training Topic for March 3, 2022:** W. Lewis talked with Clifford Black, Office of Clients' Rights Advocate who will present *Client Advocate Bingo* during the upcoming CAC hosted training on March 3, 2022 from 4:00 to 5:00 p.m. In addition, K. Orsi will reach out to C. Black to ask if he can provide the training, *Hands off My Money* on May 13th. It is hoped that the training will be held in person in Fort Bragg. Holding the training by Zoom will be considered as a back-up should there continue to be ongoing COVID concerns.

5. **Additional Discussion/Thoughts:** W. Lewis called for any questions or additional discussions:
   - **Assembly Member Jim Wood and Field Staff:** J. Eby-McKenzie suggested that the CAC might like to invite the field staff from Assembly Member Jim Wood's office to an upcoming CAC meeting to discuss some of the priorities that he is working on and to help understand of how the priorities could impact our community and RCRC clients. The field representatives reach out to community members to find out what's going on locally and provide feedback to assembly member Wood.

     K. Orsi will reach out to both the Mendocino and Humboldt/Del Norte field representatives to determine their availability for the April 7th CAC meeting. A. Bland will work with W. Lewis and CAC members on talking points.

   - **Additional Service Coordinators Needed:** The CAC asked about additional client service coordinators as it has been an ongoing concern with caseload ratios. Both K. Orsi and J. Kraus Roy shared that interviews are currently underway for several Enhanced Caseload Service Coordinator positions as well as two Deaf and Hard of Hearing Specialists. The Governor's Budget for 2022/2023 will also provide additional funding for regional centers to hire additional service coordinators to help bring caseload ratios down statewide. The CAC asked how many service coordinators RCRC expects to hire. T. Leighton reported that she would follow up with Dr. Smalley and ask her to provide an update on the number of potential service coordination positions during the next Board meeting.

   - **Client Advocate Position for Humboldt/Del Norte Counties:** A. Bland provided an update and reported that interviews have taken place with several strong candidates for this position. It is anticipated that the new Client Advocate will be hired before the end of February.

6. **Close the Meeting:** W. Lewis called for additional questions and hearing none closed the meeting at 5:06 p.m.

Respectfully submitted by:
K. Orsi, Executive Assistant

Acronyms: Updated 1/12/22

AB: Assembly Bill
ADA: Americans with Disabilities Act
ARCA: Association of Regional Center Agencies
ASD: Autism Spectrum Disorder
ASP: Alliance of Service Providers
BCBA: Board Certified Behavioral Analyst
CAC: Client Advisory Committee
Cal-ABLE: California Achieving a Better Life Experience
Cal-OSHA: California Occupational Safety and Health Act
CARF: Commission on Accreditation of Rehabilitation
CCL: Community Care Licensing
CDC: Center for Disease Control
CDER: Client Development Evaluation Report
CPP: Community Placement Plan
CRA: Clients' Rights Advocate
CRDP: Community Resource and Development Plan
DDS: Department of Developmental Services
DHHS: Department of Health and Human Services
DNR: Do Not Resuscitate
DSP: Direct Support Professionals
EBSH: Enhanced Behavioral Home
ED: Executive Director
EVV: Electronic Visit Verification
HCAR: Humboldt Community Access and Resource Center
HDO: Housing Development Plan
HSU: Humboldt State University
I/DD: Intellectual/Developmental Disability
IEP: Individualized Education Program
IFSP: Individual Family Service Plan
ILS: Independent Living Service
IPP: Individualized Program Plan
LCSW: Licensed Clinical Social Worker
MHSA: Mental Health Services' Act
MSW: Master of Social Work
NCI: National Core Indicator
OCRA: Office of Clients' Rights Advocacy (See CRA)
OPS: Operations
PEP: Purchase of Services Expenditure Projection
PPE: Personal Protection Equipment
POS: Purchase of Services
RAC: Regional Advisory Committee
RCDSC: Redwood Coast Developmental Services Corporation
RCHDC: Rural Communities Housing Development Corporation
RCRC: Redwood Coast Regional Center
SCDD: State Council on Developmental Disabilities
SDP: Self Determination Program
SLS: Supported Living Service
SB: Senate Bill
SELPA: Special Education Local Plan Area
SSI: Social Security Income
SSP: State Supplementary Program
START: Systemic, Therapeutic, Assessment, Resource and Treatment
TA: Technical Assistance
UVAH: Ukiah Valley Association of Habilitation
WIC: Welfare and Institutions Code
YAI: No acronym (long name was dropped by agency)

Ad-Hoc
Bylaws Committee

Board of Directors
Ad-Hoc Bylaws Committee
Wednesday, February 23, 2022

Present: Tamera Leighton, Will Lewis and Mike Sawyer

Absent: Beverly Fontaine

RCRC Present: Kim Orsi and Jonathan Padilla

1. **Call to Order**: T. Leighton called the meeting to order at 3:10 p.m. and a quorum is present.

2. **Discuss and Review Draft Policy #18 Regarding Facilitation**: T. Leighton provided an update regarding changes change to regional center contract language pertaining to board facilitators that prompted the development of draft Policy #18. The committee reviewed the Purpose, Hiring Procedures, Selection, Training and Monitoring procedures of facilitators for board members who wish to have a facilitator.

   T. Leighton called for recommendations or changes to the draft and hearing none called for a motion for a recommendation for action that will go to the board to approve, revise or reject Policy #18.

M/S/C: W. Lewis (M. Sawyer) motioned for the recommendation for action by the board to approve, revise, or reject Policy #18 (approval would allow RCRC to meet compliance). A vote was called and the motion carried.

T. Leighton closed the meeting at 3:25 p.m.

K. Orsi for the Ad-Hoc Bylaws Committee

Redwood Coast Regional Center **RCDSC Policy #18**
Board of Directors'
Facilitation for Board Members Policy

Purpose:
Per the Amendment to Regional Center Contract, Fiscal Year 2021-2022, ARTICLE VII: MISCELLANEOUS SECTION 14: BOARD GOVERNANCE (b): The selection, training and monitoring of facilitators who will support board members to ensure maximum understanding and participation in carrying out their roles and responsibilities as per W&I Code section 4622(g)(1) and (2):

Hiring Procedures of Facilitators:
Facilitators are selected by the board member and approved in the Individual Program Plan.

Selection of Facilitators:
The board member and their service coordinator will be included in the selection process for their facilitator. Once selected, the service coordinator will ensure the facilitator is vendored.

Training for Facilitators:
An initial orientation will be provided for facilitators and the board member. Annual trainings for all board member facilitators will follow thereafter.

Monitoring:
The board member and their service coordinator will monitor facilitators, with assistance from the Client Liaison and the Executive Assistant when requested.

Approved:
Proposed:

DRAFT

INFORMATION

Redwood Coast Regional Center

Respecting Choice in the Redwood Community

Redwood Coast Regional Center
will host a virtual Public Meeting on
Wednesday, March 30, 2022
at 10:30 a.m.
Virtual Meeting information by Zoom
Video/Teleconferencing:
https://zoom.us/j/91590141918
By Phone: 1-669-900-6833
Meeting ID: 915 9014 1918
Passcode: 222444

Please join us by Zoom for open discussions on how Redwood Coast Regional Center (RCRC) utilized funds in 2020/2021. RCRC is also seeking public input to help improve services within our communities and how to reduce observed disparities. Spanish translation will be available at the meeting.

RCRC is a non-profit organization and through a contract with the State of California, RCRC provides essential services for individuals with intellectual and developmental disabilities and their families in Del Norte, Humboldt, Lake and Mendocino Counties.

ALL INTERESTED PERSONS ARE WELCOMED TO ATTEND.

Redwood Coast Regional Center
Respecting Choice in the Redwood Community

Centro Regional de la Costa de Redwood
organizará una reunión pública virtual el
miércoles 30 de marzo de 2022 a las 10:30 horas
Información de la reunión virtual por Zoom
Video/Teleconferencia:
https://zoom.us/j/91590141918

por telefono: 1-669-900-6833
Identificación de la reunión: 915 9014 1918
contraseña: 222444

Únase a nosotros por Zoom para discusiones abiertas sobre cómo el Centro Regional Redwood Coast (RCRC) utilizó los fondos en 2020/2021. RCRC también busca aportes del público para ayudar a mejorar los servicios dentro de nuestras comunidades y cómo reducir las disparidades observadas. La traducción al español estará disponible durante la reunión.

RCRC es una organización sin fines de lucro ya través de un contrato con el Estado de California, RCRC brinda servicios esenciales para personas con discapacidades intelectuales y del desarrollo y sus familias en los condados de Del Norte, Humboldt, Lake y Mendocino.

TODAS LAS PERSONAS INTERESADAS SON BIENVENIDAS A ASISTIR.

Redwood Coast Regional Center

Respecting Choice in the Redwood Community

Immigration Statement

The Redwood Coast Regional Center

envisions a culture in which all members of the community

are respected, supported, honored, and recognized

for their diverse contributions and valued services.

We do not collect or share information about immigration status

and maintain confidential all personal and family information.

Our services are available to all eligible individuals and families

regardless of national origin or language spoken.

Adopted by RCDSC Board of Directors – September 9, 2017

Redwood Coast Regional Center

Respecting Choice in the Redwood Community

Declaración de Inmigración

El Redwood Coast Regional Center visualiza una cultura en la que todos los miembros de la comunidad son respetados, apoyados, honrados y reconocidos por sus diversas contribuciones y servicios valorados.

No coleccionamos ni compartimos información acerca del estado migratorio y mantenemos confidencial toda la información personal y familiar.

Nuestros servicios están disponibles para todos los individuos y familias elegibles independientemente del origen nacional o lenguaje hablado.

Adoptada por la Mesa Directiva de RCDSC– 9 de septiembre del 2017

Redwood Coast Regional Center

Respecting Choice in the Redwood Community

DATE: January 12, 2022 Approved

TO: RCDSC Board of Directors

FROM: Kim Orsi, Executive Assistant

RE: Board of Directors' Meeting Schedule for CY: 2022
All meetings are by Zoom Video/Teleconference Unless Noted Otherwise

---

Zoom Link: https://us02web.zoom.us/j/98889971624
Meeting ID: 988 8997 1624
Passcode: 285677
Dial by your location: 1 669 900 6833

2022 Meetings	LOCATION	TIME
1. *Wednesday, January 12, 2022	Regular Board Meeting	6:00 p.m.
2. *Wednesday, March 9, 2022	Regular Board Meeting	6:00 p.m.
3. *Saturday, May 14, 2022	***Fort Bragg** – TBC: Harbor Lite Lodge Conference Room and Zoom Option	
	Board of Directors' Annual Meeting	9:00 to 10:00 a.m.
	Board of Directors' Training	10:30 a.m. to 12:00 p.m.
4. Wednesday, June 8, 2022	Regular Board Meeting	6:00 p.m.
5. Wednesday, July 13, 2022	Regular Board Meeting	6:00 p.m.
6. Wednesday, September 14, 2022	Regular Board Meeting	6:00 p.m.
7. Wednesday, November 9, 2022	Regular Board Meeting	6:00 p.m.
8. Wednesday, December 14, 2022	Regular Board Meeting	6:00 p.m.

July 1, 2021 thru June 30, 2022 Officers:
President: T. Leighton
Vice President: M. Sawyer
Secretary: A. Hillix
Treasurer: B. Fontaine
Client Advisor: W. Lewis
ARCA Rep: T. Leighton

*Previously Approved Meeting Dates for FY 2021-2022
TBC: To be determined due to COVID-19 Concerns

Redwood Coast Regional Center

Respecting Choice in the Redwood Community

Fecha: 12 de enero de 2022 Aprobado

A: Junta Directiva de RCDSC

De: Kim Orsi, Asistente ejecutiva

RE: Calendario propuesto de reuniones de la Junta Directiva para CY: 2022
Todas las reuniones son por Zoom Video/Teleconference a menos que se indique lo contrario;

Zoom Link: https://us02web.zoom.us/j/98889971624
ID de reunión: 988 8997 1624
Contraseña: 285677
Marcar por ubicación: 1 669 900 6833

Reuniones 2022	**Localización**	**Hora**
1. *miércoles, 12 de enero de 2022	Reunión Ordinaria de la Junta	6:00 p.m.
2. *miércoles, 9 de marzo de 2022	Reunión Ordinaria de la Junta	6:00 p.m.
3. *sábado, 14 de mayo de 2022	***Fort Bragg** – *Sala de conferencias Harbour Lite Lodge y opción de zoom	
	Reunión Anual de la Junta Directiva	9:00 to 10:00 a.m.
	Reunión Anual de la Junta Directiva	0:30 a.m. to 12:00 p.m.
4. *miércoles, 8 de junio de 2022	Reunión Ordinaria de la Junta	6:00 p.m.
5. * miércoles, 13 de julio de 2022	Reunión Ordinaria de la Junta	6:00 p.m.
6. miércoles, 14 de septiembre de 2022	Reunión Ordinaria de la Junta	6:00 p.m.
7. miércoles, 9 de noviembre de 2022	Reunión Ordinaria de la Junta	6:00 p.m.
8. miércoles, 14 de diciembre de 2022	Reunión Ordinaria de la Junta	6:00 p.m.

1 de julio de 2021 al 30 de junio de 2022 Funcionarios:
Presidenta: T. Leighton
Vicepresidente: M. Sawyer
Secretaria: A. Hillix
Tesorera: B. Fontaine
Asesor de clientes: W. Lewis
Representante de ARCA: T. Leighton

*Fechas de reuniones previamente aprobadas para el año fiscal 2021-2022
TBC: por determinar debido a las preocupaciones de COVID-19