

## **Redwood Coast Regional Center**

Clay Jones, Executive Director  
525 Second Street, Suite 300, Eureka, CA 95501  
Phone: (707) 445-0893 • Fax: (707) 444-3409  
E-mail: [cjones@redwoodcoastrc.org](mailto:cjones@redwoodcoastrc.org)  
[www.redwoodcoastrc.org](http://www.redwoodcoastrc.org)



*Spring 2011*

### *Performance Report for Redwood Coast Regional Center*

Every year, the Department of Developmental Services (DDS) contracts with regional centers in California to serve consumers and families. And, every year DDS looks at how well the regional centers are doing. This report will give you information about your regional center.

Last year, at Redwood Coast Regional Center (RCRC) we served about 3,000 consumers. The charts on page 2 tell you about the consumers we serve. You'll also see how well we are doing in meeting our goals and in fulfilling our contract with DDS.

At RCRC, we want to improve every year, do better than the state average, and meet or exceed the DDS standard. As you can see in this report, we did well in meeting or maintaining our goals to make sure that people we serve are able to live in community settings, that children live with their families, and adults live in a home setting (with no more than five other people). However, we would like to see *all* children we serve live in homelike settings of not more than six children.

Toward that end, we are working this year on developing out-of-home respite options for families, continuing parent support groups, and developing more specialized children's living options through foster family agencies.

We hope this report helps you learn more about RCRC. If you have any questions or comments, please contact us!

This report is a summary. To see the complete report, go to: [www.redwoodcoastrc.org](http://www.redwoodcoastrc.org)  
Or contact Donna Landry-Rehling at (707) 445-0893, ext. 317.

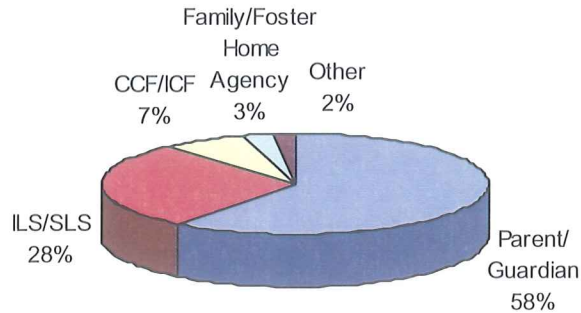
*Clay Jones*

Director, Redwood Coast Regional Center

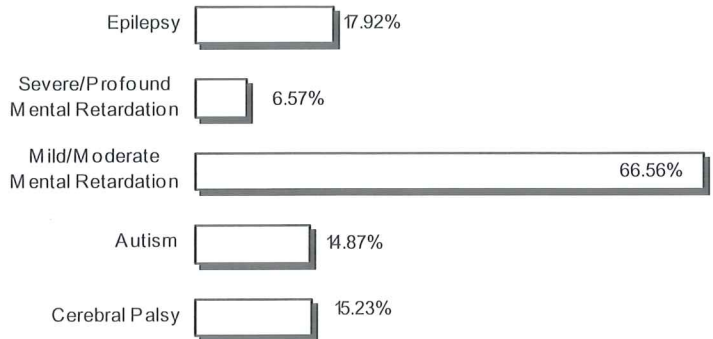
## Who uses RCRC?

These charts tell you about who RCRC consumers are and where they live.

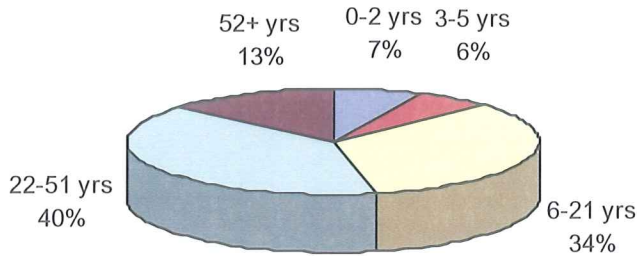
**WHERE RCRC CONSUMERS LIVE**



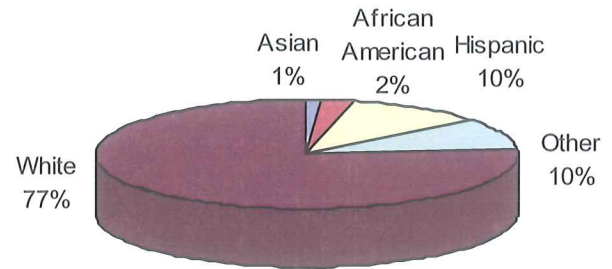
**PRIMARY DIAGNOSIS OF RCRC CONSUMERS**



**AGE OF RCRC CONSUMERS**



**ETHNICITY OF RCRC CONSUMERS**



## How well is RCRC performing?

This chart tells you about 5 areas where DDS wants each regional center to keep improving.

The first column tells you how RCRC was doing at the beginning of 2010. And, the second column shows how RCRC was doing at the end of 2010.

To see how RCRC compares to the other regional centers in the state, compare the numbers to the state averages (in the shaded columns).

Regional Center Goals (based on Lanterman Act)	December 2009		December 2010	
	State Average	RCRC	State Average	RCRC
Less consumers live in developmental centers	0.91%	0.47%	0.83%	0.47%
More children live with families	98.48%	98.25%	98.60%	98.47%
More adults live in home settings*	73.20%	86.35%	73.99%	86.17%
Less children live in large facilities (more than 6 people)	0.13%	0.17%	0.13%	0.18%
Less adults live in large facilities (more than 6 people)	4.10%	1.97%	3.80%	1.89%

\* Home settings include: independent living, supported living, Adult Family Home Agency homes, and consumers' family homes.

## Did RCRC meet DDS standards?

Read below to see how well RCRC did in meeting DDS compliance standards:

Areas Measured	Last Period	Current Period
Passes independent audit	Yes	Yes
Passes DDS audit	Yes	Yes
Audits vendors as required	Not Met	Not Met
Didn't overspend operations budget	Yes	Yes
Participates in the federal waiver	Yes	Yes
CDERs are updated as required ( <i>CDER is the Client Development Evaluation Report with information about the consumer's diagnosis</i> )	NA*	93.31%
Intake/Assessment timelines for consumers age 3 or older met	90.91%	100%
IPP ( <i>Individual Program Plan</i> ) requirements met	99.77%	96.76%
IFSP ( <i>Individualized Family Service Plan</i> ) requirements met	98.04%	94.30%

*\*Measure was temporarily suspended during implementation of the Revised CDER.*

We are continuing to work diligently toward our goal of meeting all requirements for IPP's and IFSP's at 100%, and are pleased to have reached that goal for timely completion of intakes and assessments. Additionally, we hired a part time fiscal monitor to assist us in meeting our requirements to audit vendors at the end of November, 2010, which will allow us to achieve compliance in that area during 2011.

## What about other performance areas?

In the future, we will measure how well we are doing in other areas, including:

- Increasing the number of consumers who work,
- Getting better pay for consumers who work, and
- Making sure consumers get medical and dental services

## Want more information?

To see the complete report, go to: [www.redwoodcoastrc.org](http://www.redwoodcoastrc.org)

Or contact Donna Landry-Rehling at (707) 445-0893, ext. 317.