

## **Redwood Coast Regional Center**

Clay Jones, Executive Director  
525 Second Street, Suite 300, Eureka, CA 95501  
Phone: (707) 445-0893 • Fax: (707) 444-3409  
E-mail: [cjones@redwoodcoastrc.org](mailto:cjones@redwoodcoastrc.org)  
[www.redwoodcoastrc.org](http://www.redwoodcoastrc.org)



*Spring 2012*

## **Performance Report for Redwood Coast Regional Center**

Every year, the Department of Developmental Services (DDS) contracts with regional centers in California to serve consumers and families. And, every year DDS looks at how well the regional centers are doing. This report will give you information about your regional center.

Last year, at Redwood Coast Regional Center (RCRC) we served about 3,000 consumers. The charts on page 2 tell you about the consumers we serve. You'll also see how well we are doing in meeting our goals and in fulfilling our contract with DDS.

At RCRC, we want to improve every year, do better than the state average, and meet or exceed the DDS standard. As you can see in this report, we did well in meeting our goal to make sure we are supporting individuals to live in community settings, assisting adults to live in home settings (which include independent living arrangements, Adult Family Home Agency homes, and with their families), and making sure that both adults and children do not live in homes that serve more than six people. We still want to improve in meeting our goal that *all* children live with families.

In order to achieve these goals, we are focusing on continuing to offer self advocacy supports to adults, providing more information about community and generic resources, and developing new small licensed homes for adults through our 2012 Performance Plan.

We hope this report helps you learn more about RCRC. If you have any questions or comments, please contact us!

This report is a summary. To see the complete report, go to: [www.redwoodcoastrc.org](http://www.redwoodcoastrc.org)  
Or contact Donna Landry-Rehling at (707) 445-0893, ext. 317.

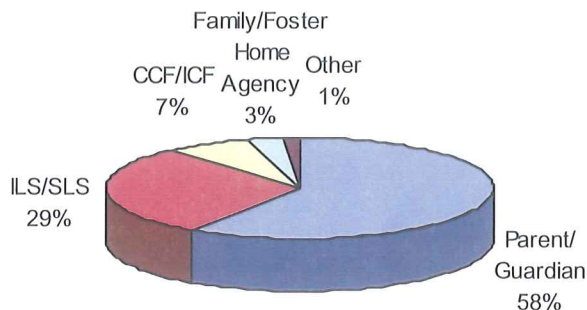
*Clay Jones*

Director, Redwood Coast Regional Center

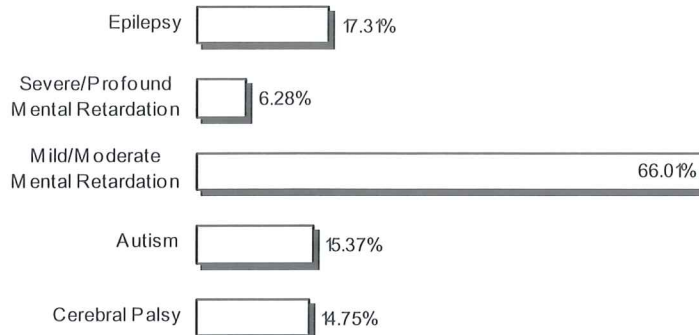
## Who uses RCRC?

These charts tell you about who RCRC consumers are and where they live.

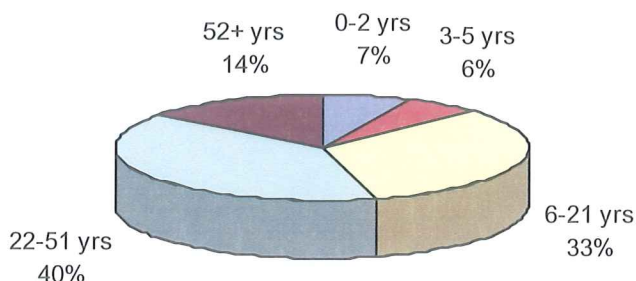
**WHERE RCRC CONSUMERS LIVE**



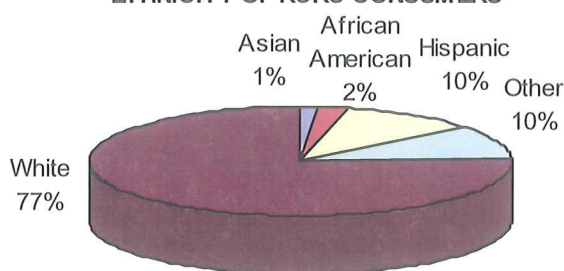
**PRIMARY DIAGNOSIS OF RCRC CONSUMERS**



**AGE OF RCRC CONSUMERS**



**ETHNICITY OF RCRC CONSUMERS**



## How well is RCRC performing?

This chart tells you about 5 areas where DDS wants each regional center to keep improving.

The first column tells you how RCRC was doing at the beginning of 2011. And, the second column shows how RCRC was doing at the end of 2011.

To see how RCRC compares to the other regional centers in the state, compare the numbers to the state averages (in the shaded columns).

Regional Center Goals (based on Lanterman Act)	December 2010		December 2011	
	State Average	RCRC	State Average	RCRC
Less consumers live in developmental centers	0.83%	0.47%	0.73%	0.30%
More children live with families	98.60%	98.47%	98.71%	98.14%
More adults live in home settings*	73.99%	86.17%	74.81%	87.48%
Less children live in large facilities (more than 6 people)	0.13%	0.18%	0.09%	0.09%
Less adults live in large facilities (more than 6 people)	3.80%	1.89%	3.50%	1.74%

\* Home settings include: independent living, supported living, Adult Family Home Agency homes, and consumers' family homes.

## Did RCRC meet DDS standards?

Read below to see how well RCRC did in meeting DDS compliance standards:

Areas Measured	Last Period	Current Period
Passes independent audit	Yes	Yes
Passes DDS audit	Yes	Yes
Audits vendors as required	Not Met	Met
Didn't overspend operations budget	Yes	Yes
Participates in the federal waiver	Yes	Yes
CDERs are updated as required ( <i>CDER is the Client Development Evaluation Report with information about the consumer's diagnosis</i> )	93.31%	NA*
Intake/Assessment timelines for consumers age 3 or older met	100%	100%
IPP ( <i>Individual Program Plan</i> ) requirements met	99.77%	96.76%
IFSP ( <i>Individualized Family Service Plan</i> ) requirements met	94.30%	NA**

\*Measure temporarily suspended due to implementation of new Early Start Report.

\*\*Measure temporarily suspended pending revision to measurement methodology and availability of associated data.

We are pleased that we were able to achieve our mandate of completing audits with our vendored service providers this past year. Our focus for the year ahead will be to improve our performance in meeting all timelines and requirements for IPPs and IFSPs.

## What about other performance areas?

In the future, we will measure how well we are doing in other areas, including:

- Increasing the number of consumers who work,
- Getting better pay for consumers who work,
- Making sure consumers get medical and dental services, and
- Meeting Intake/Assessment and IFSP timelines for children 0–3.

## Want more information?

To see the complete report, go to: [www.redwoodcoastrc.org](http://www.redwoodcoastrc.org)

Or contact Donna Landry-Rehling at (707) 445-0893, ext. 317.